



Group 120

# DoorSlide<sup>®</sup>

**Ahşap Sürme Kapı Serisi**

Wooden Sliding Door Series



Bu serideki tüm ürünleri incelemek için QR kodu okutabilirsiniz.

You can search the QR code to see all the products in these series.

# DoorSlide

AHŞAP SÜRME KAPI SERİSİ • WOODEN SLIDING DOOR SERIES

Group **120**



DoorSlide **1000**



DoorSlide **9010**



DoorSlide **9015**



DoorSlide **9012**



DoorSlide **9020**



DoorSlide **9701**



DoorSlide **9706**



DoorSlide **9720**



DoorSlide **9725**



DoorSlide **7090**



DoorSlide **7099**




DoorSlide **7310**



DoorSlide **7340**



DoorSlide **7380**



DoorSlide **9600**



DoorSlide **9100**



DoorSlide **9200**



DoorSlide **9700**



DoorSlide **9705**




DoorSlide **7120**

# DoorSlide 1000

80 KG COPLANAR SÜRME KAPI SİSTEMİ • COPLANAR SLIDING DOOR SYSTEM

Yeni Ürün  
New Product



## Bilgi / Information


- Kapı genişliği minimum 400 mm maksimum 1.500 mm olmalıdır.  
• Door width min. 400 mm max. 1.500 mm
- Maksimum kapı yüksekliği 2.800 mm olmalıdır.  
• Max. door height 2.800 mm



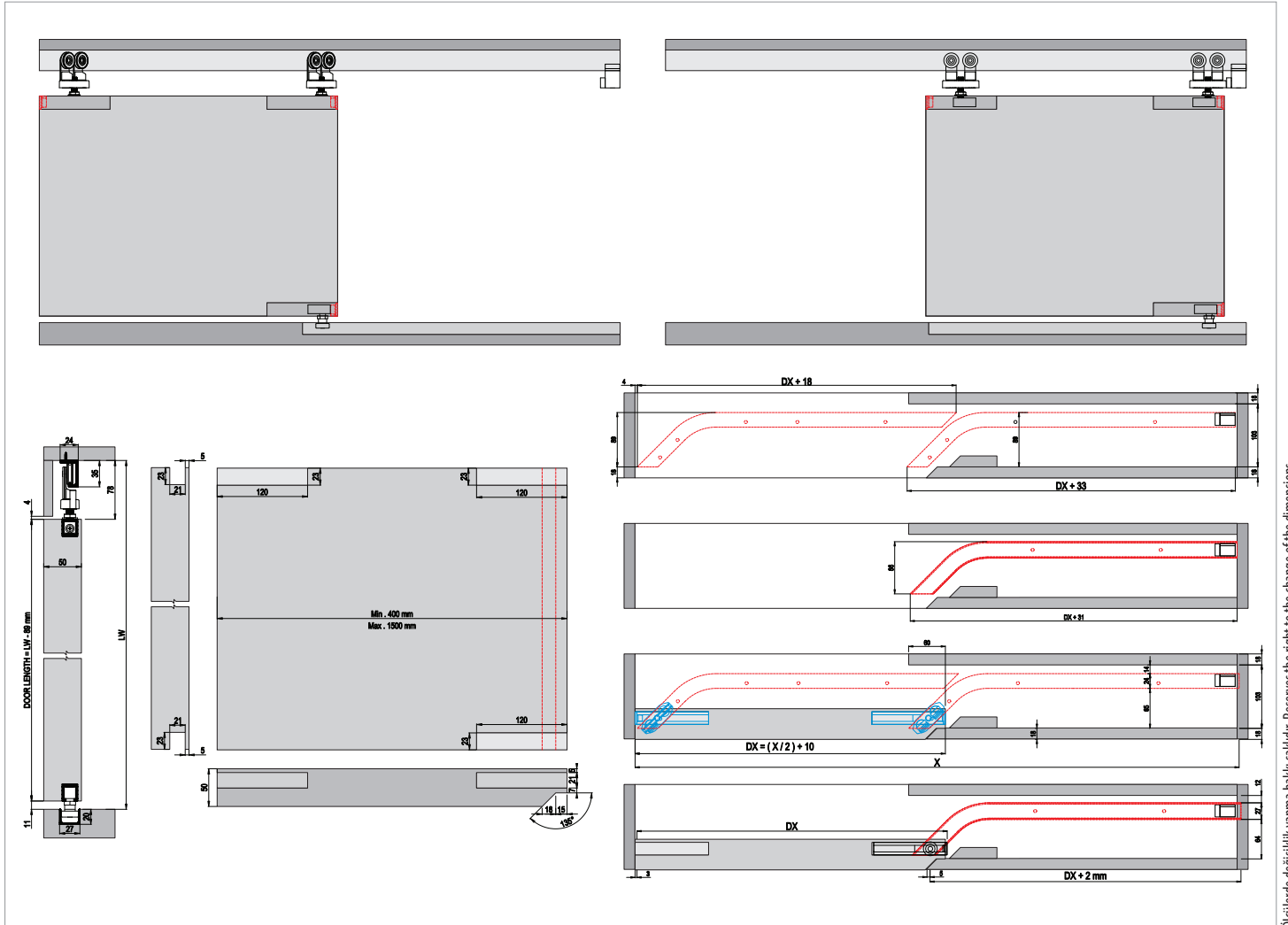
## 120-1000 1 Takım İçeriği / 1 Kit Includes



## Uygulama / Application



## Teknik Detay / Technical Detail



Ölçülerde değişiklik yapma hakkı saklıdır. Reserves the right to the change of the dimensions.

Kod / Code No	Açıklama / Description	Renk / Colour	Birim / Unit		
120-1000-3410-1500	80 Kg Coplanar Sürme Kapı Sistemi / Coplanar Sliding Door System	Bronz / Bronze	1 Kapı / 1 Kit	1	50



## DoorSlide **1000**

AYARLI ÇİFT YÖNE YAVAŞLATICILI SÜRME KAPI SİSTEMİ • SLIDING DOOR SYSTEM - TWO WAY SOFT CLOSING

[albaturas.com](http://albaturas.com)

# DoorSlide 9010

60 KG AY. ÇİFT YÖNE YAVAŞLATICILI SÜRME KAPI SİSTEMİ • SLIDING DOOR SYSTEM - TWO WAY SOFT CLOSING



## Bilgi / Information

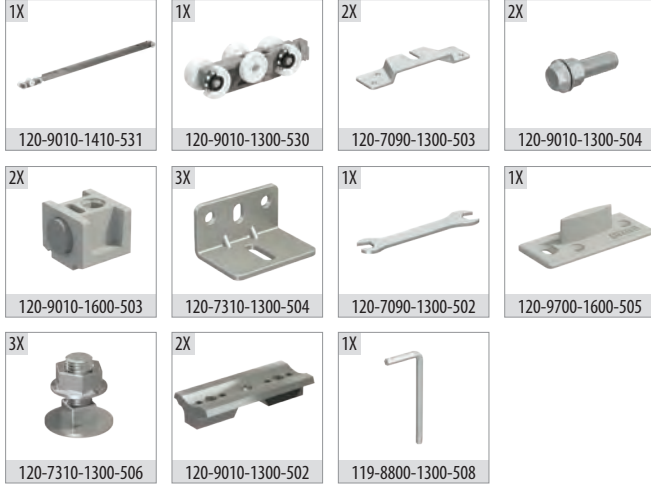
- Minimum kapı genişliği 650 mm olmalıdır.
- Min. Door width 650 mm

## Yavaşlatıcı Alternatifi / Soft Closer Alternative

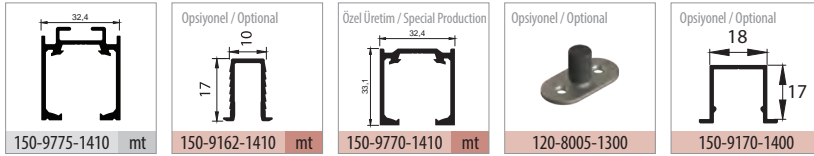
- Sistem üzerinde çift yöne yavaşlatıcı mevcuttur.
- The system has two way soft closing.



## 120-9010 1 Takım İçeriği / 1 Kit Includes



## Ray Profilleri / Rail Profiles



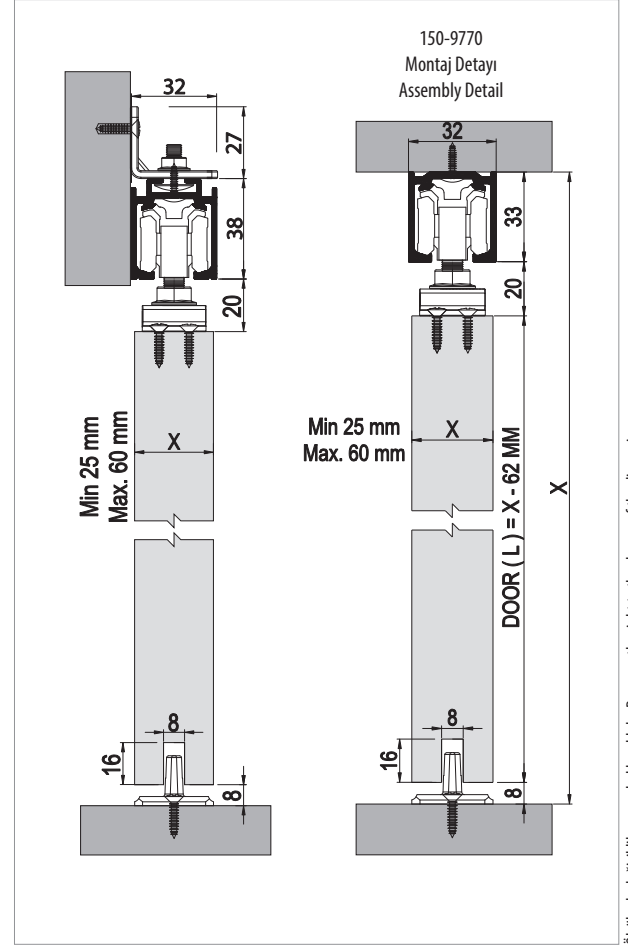
## Uygulama / Application



\* Duvar içi uygulamalarda, mekanizmanın hareketli teker bloğu sayesinde ray içi montajını kolaylaştırmaktadır.

\* In wall Mounting application, its easy to fix in-rail installation through to movable roller block.

## Teknik Detay / Technical Detail



Kod / Code No	Açıklama / Description	Renk / Colour	Birim / Unit			Profil mt. / Profiles mt.	Bağ / Bnd.	
120-9010-1410	9010 SFT - 60 Kg Yavaş Sürme Kapı Sistemi / Sliding Door System - Soft Closing	Gri / Grey	1 Kapı / 1 Kit	12	576	-	-	
150-9775-1410	Alüminyum Üst Ray Profili / Aluminium Top Rail Profile	Eloksal / Mat Anodized	mt.	-	-	2,0	3,0	6 ad/pcs
150-9162-1410	Alüminyum Alt Klavuz Profili / Aluminium Bottom Slider Profile	Eloksal / Mat Anodized	mt.	-	-		3,0	20 ad/pcs

# DoorSlide 9015

60 KG AY. ÇİFT YÖNE YAVAŞLATICILI SÜRME KAPI SİSTEMİ • SLIDING DOOR SYSTEM - TWO WAY SOFT CLOSING



## Bilgi / Information

- Minimum kapı genişliği 650 mm olmalıdır.
- Min. Door width 650 mm

## Yavaşlatıcı Alternatifi / Soft Closer Alternative

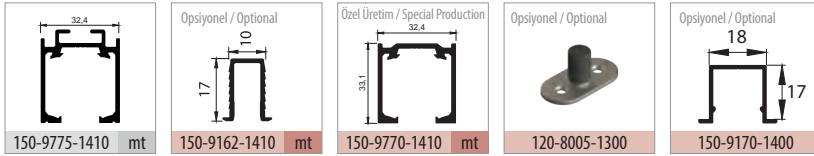
- Sistem üzerinde çift yöne yavaşlatıcı mevcuttur.
- The system has two way soft closing.



## 120-9015 1 Takım İçeriği / 1 Kit Includes



## Ray Profilleri / Rail Profiles



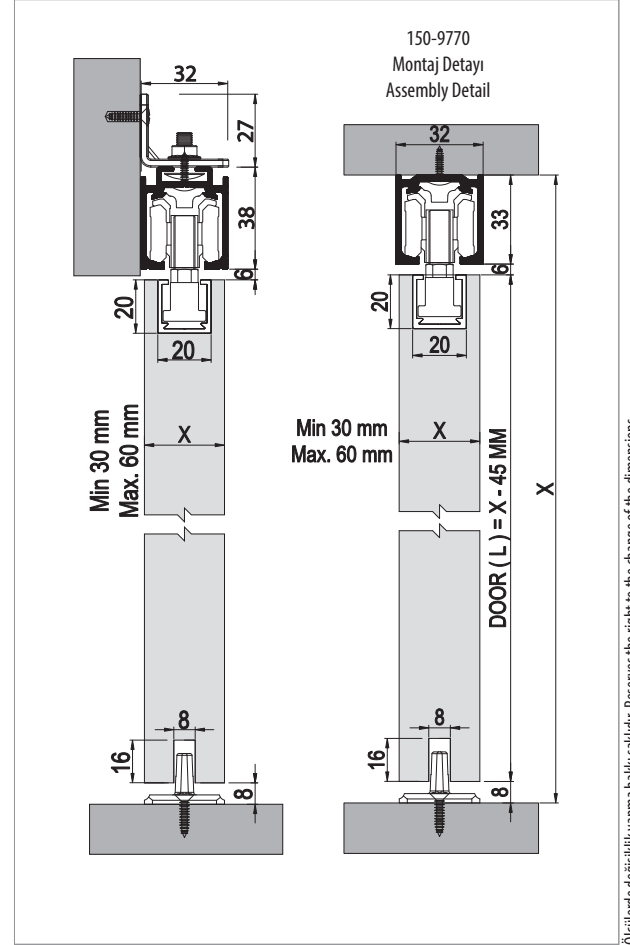
## Uygulama / Application



\* Duvar içi uygulamalarda, mekanizmanın hareketli teker bloğu sayesinde ray içi montajını kolaylaştırmaktadır.

\* In wall Mounting application, its easy to fix in-rail installation through to movable roller block.

## Teknik Detay / Technical Detail



Ölçülerde değişiklik yapma hakkı saklıdır. Reserves the right to the change of the dimensions.

Kod / Code No	Açıklama / Description	Renk / Colour	Birim / Unit			Profil mt. / Profiles mt.	Bağ / Bnd.	
120-9015-1410	60 Kg Yavaşlatıcı Sürme Kapı Sistemi / Sliding Door System - Two Way Soft Closing	Gri / Grey	1 Kapı / 1 Kit	12	360	-	-	
150-9775-1410	Alüminyum Üst Ray Profili / Aluminium Top Rail Profile	Eloksal / Mat Anodized	mt.	-	-	2,0	3,0	6 ad/pcs
150-9162-1410	Alüminyum Alt Klavuz Profili / Aluminium Bottom Slider Profile	Eloksal / Mat Anodized	mt.	-	-	-	3,0	20 ad/pcs

# DoorSlide 9012

60 KG AY. ÇİFT YÖNE YAVAŞLATICILI SÜRME KAPI SİSTEMİ • SLIDING DOOR SYSTEM - TWO WAY SOFT CLOSING

Özel Üretim  
Special Production



## Bilgi / Information

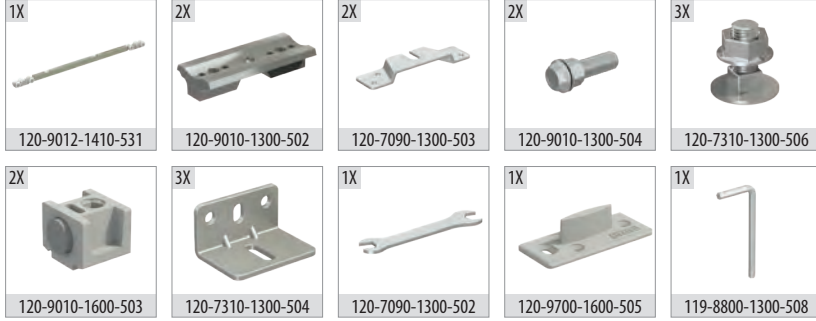
- Minimum kapı genişliği 610 mm olmalıdır.
- Min. Door width 610 mm

## Yavaşlatıcı Alternatifi / Soft Closer Alternative

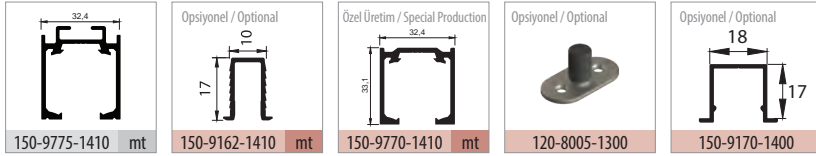
- Sistem üzerinde çift yöne yavaşlatıcı mevcuttur.
- The system has two way soft closing.



## 120-9012 1 Takım İçeriği / 1 Kit Includes



## Ray Profilleri / Rail Profiles



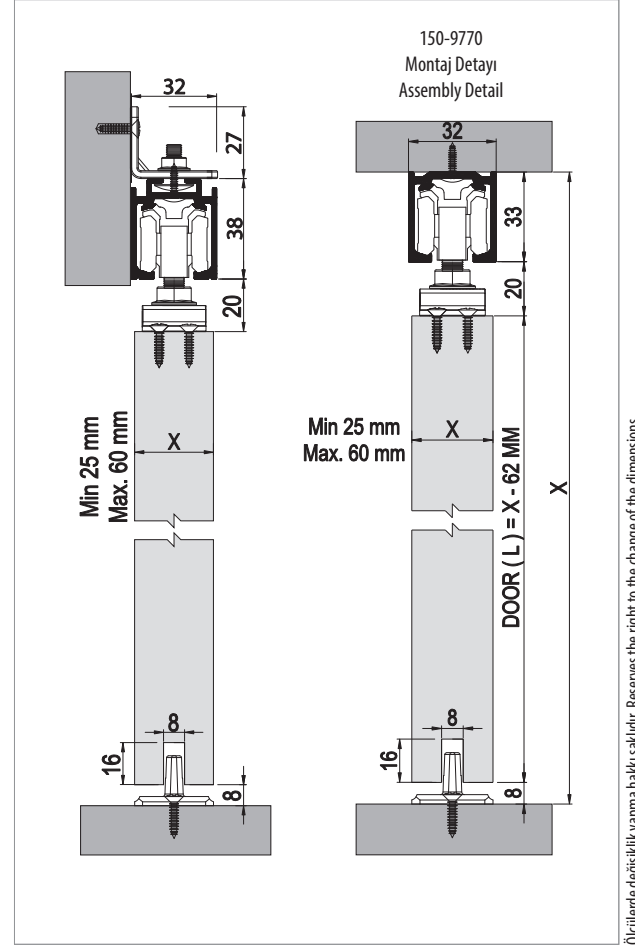
## Uygulama / Application



\* Duvar içi uygulamalarda, mekanizmanın hareketli teker bloğu sayesinde ray içi montajını kolaylaştırmaktadır.

\* In wall Mounting application, its easy to fix in-rail installation through movable roller block.

## Teknik Detay / Technical Detail



Ölçülerde değişiklik yapma hakkı saklıdır. Reserves the right to the change of the dimensions.

Kod / Code No	Açıklama / Description	Renk / Colour	Birim / Unit			Profil mt. / Profiles mt.	Bağ / Bnd.
120-9012-1410	60 Kg Yavaş. Sürme Kapı Sistemi / Sliding Door System - Two Way Soft Closing	Gri / Grey	1 Kapı / 1 Kit	12	360	- - -	-
150-9775-1410	Alüminyum Üst Ray Profili / Aluminium Top Rail Profile	Eloksal / Mat Anodized	mt.	-	-	2,0 - 3,0	6 ad/pcs
150-9162-1410	Alüminyum Alt Klavuz Profili / Aluminium Bottom Slider Profile	Eloksal / Mat Anodized	mt.	-	-	- - 3,0	20 ad/pcs



# DoorSlide 9020

40 KG ÇİFT YÖNE YAVAŞLATICILI SÜRME KAPI SİSTEMİ • SLIDING DOOR SYSTEM - TWO WAY SOFT CLOSING



## Bilgi / Information

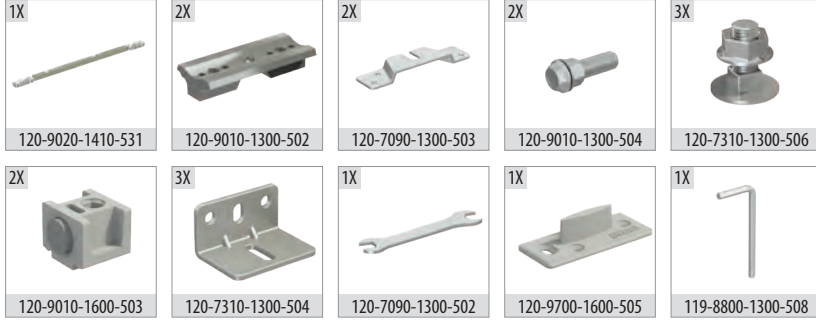
- Minimum kapı genişliği 450 mm olmalıdır.
- Min. Door width 450 mm

## Yavaşlatıcı Alternatifi / Soft Closer Alternative

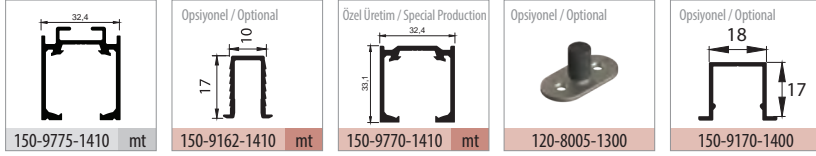
- Sistem üzerinde çift yöne yavaşlatıcı mevcuttur.
- The system has two way soft closing.



## 120-9020 1 Takım İçeriği / 1 Kit Includes



## Ray Profilleri / Rail Profiles



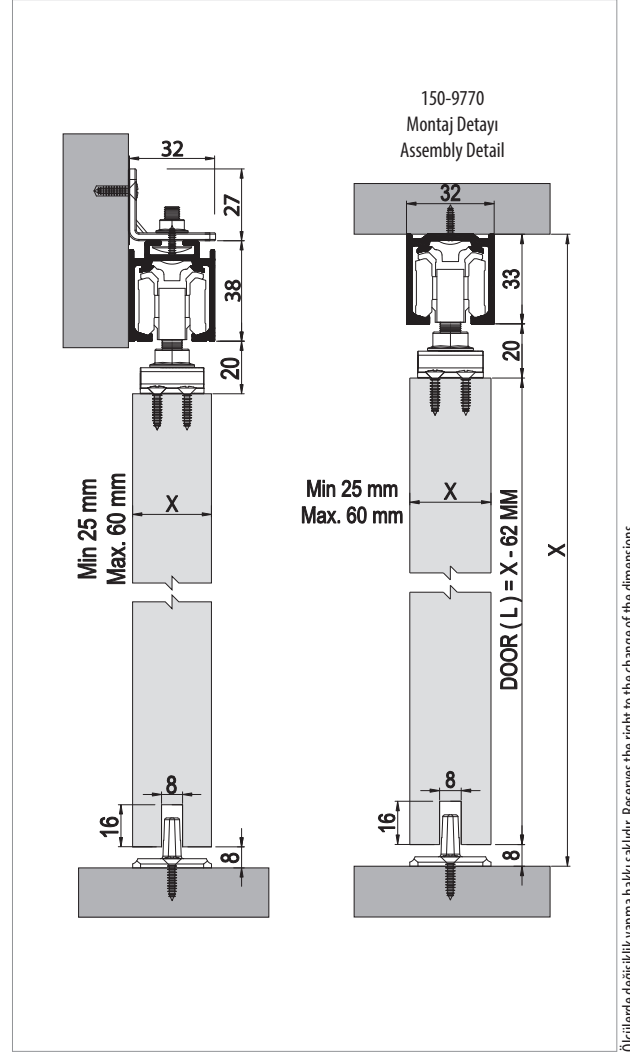
## Uygulama / Application



\* Duvar içi uygulamalarda, mekanizmanın hareketli teker bloğu sayesinde ray içi montajını kolaylaştırmaktadır.

\* In wall Mounting application, its easy to fix in-rail installation through movable roller block.

## Teknik Detay / Technical Detail



Ölçülerde değişiklik yapma hakkı saklıdır. Reserves the right to the change of the dimensions.

Kod / Code No	Açıklama / Description	Renk / Colour	Birim / Unit			Profil mt. / Profiles mt.	Bağ / Bnd.
120-9020-1410	40 Kg Yavaş, Sürme Kapı Sistemi / Sliding Door System - Two Way Soft Closing	Gri / Grey	1 Kapı / 1 Kit	12	360	-	-
150-9775-1410	Alüminyum Üst Ray Profili / Aluminium Top Rail Profile	Eloksal / Mat Anodized	mt.	-	-	2,0	3,0
150-9162-1410	Alüminyum Alt Klavuz Profili / Aluminium Bottom Slider Profile	Eloksal / Mat Anodized	mt.	-	-	-	3,0

# DoorSlide 9701

120 KG TEK YÖNE YAVAŞLATICILI SÜRGÜ KAPI SİSTEMİ • SLIDING DOOR SYSTEM - HAS SOFT CLOSING

9700 SFT



## Bilgi / Information

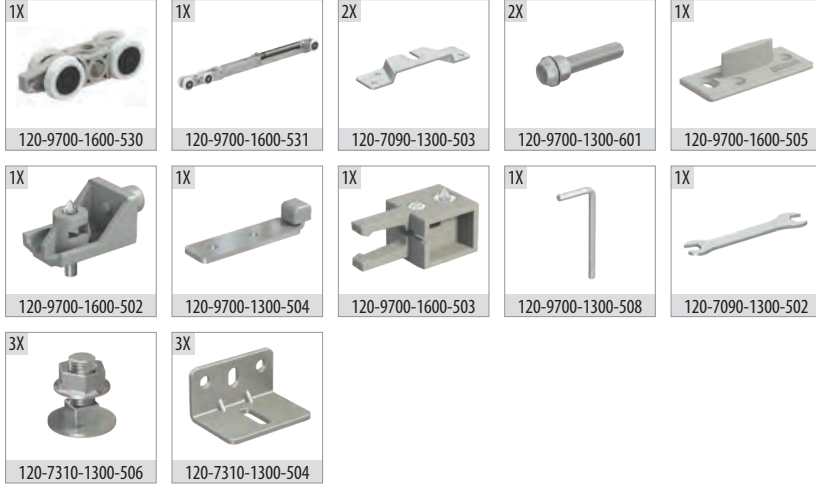
- Minimum kapı genişliği 500 mm olmalıdır.
- Min. Door width 500 mm

## Yavaşlatıcı Alternatifi / Soft Closer Alternative

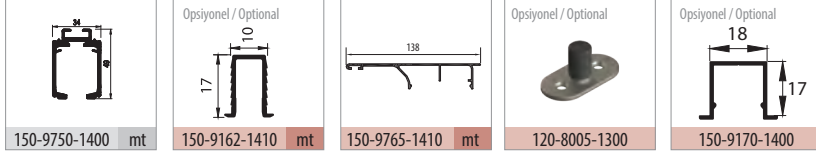
- Sistem üzerinde tek yöne yavaşlatıcı mevcuttur.
- The system has one way soft closing.



## 120-9701 1 Takım İçeriği / 1 Kit Includes



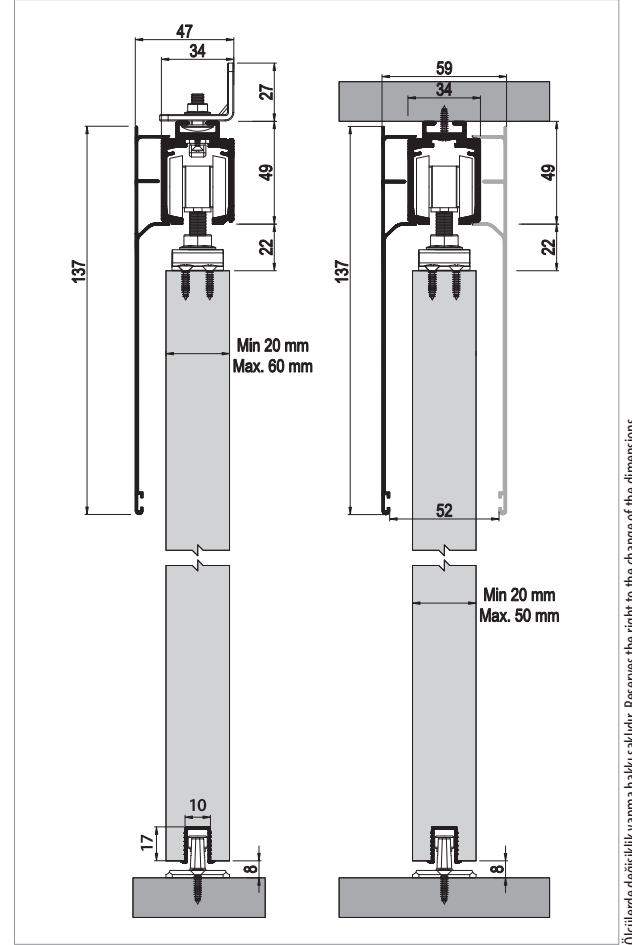
## Ray Profilleri / Rail Profiles



## Uygulama / Application



## Teknik Detay / Technical Detail



Kod / Code No	Açıklama / Description	Renk / Colour	Birim / Unit			Profil mt. / Profiles mt.	Bağ / Bnd.
120-9701-1600	9700 SFT - 120 Kg Yavaşlatıcılı Sürgü Kapı Sistemi / Sliding Door System - Has Soft Closing	Gri / Grey	1 Kapı / 1 Kit	12	360	- - -	-
150-9750-1400	Alüminyum Üst Ray Profili / Aluminium Top Rail Profile	Pres / Uncoated	mt.	-	-	2,0 - 3,0	2 ad/pcs
150-9162-1410	Alüminyum Alt Klavuz Profili / Aluminium Bottom Slider Profile	Eloksal / Mat Anodized	mt.	-	-	- - 3,0	20 ad/pcs
150-9765-1410	Alüminyum Alın Kapama / Aluminium Cover Front	Eloksal / Mat Anodized	mt.	-	-	2,0 - 3,0	2 ad/pcs

# DoorSlide 9706

120 KG TEK YÖNE YAVAŞLATICILI SÜRGÜ KAPI SİSTEMİ • SLIDING DOOR SYSTEM - HAS SOFT CLOSING

9705 SFT



## Bilgi / Information


- Minimum kapı genişliği 500 mm olmalıdır.
- Min. Door width 500 mm

## Yavaşlatıcı Alternatifi / Soft Closer Alternative

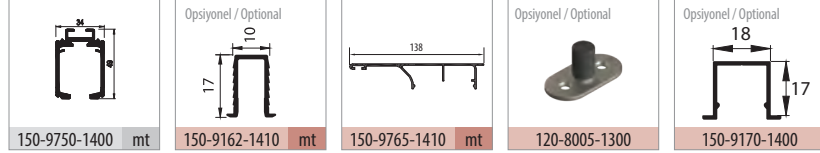
- Sistem üzerinde tek yöne yavaşlatıcı mevcuttur.
- The system has one way soft closing.



## 120-9706 1 Takım İçeriği / 1 Kit Includes



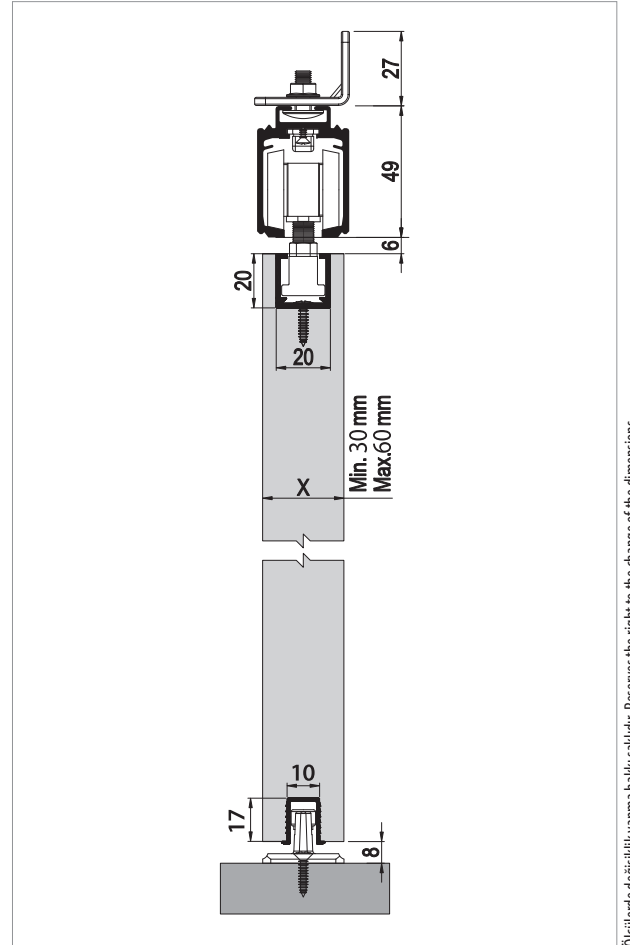
## Ray Profilleri / Rail Profiles



## Uygulama / Application



## Teknik Detay / Technical Detail



Ölçülerde değişiklik yapma hakkı saklıdır. Reserves the right to the change of the dimensions.

Kod / Code No	Açıklama / Description	Renk / Colour	Birim / Unit			Profil mt. / Profiles mt.	Bağ / Bnd.		
120-9706-1600	120 Kg Yavaşlatıcılı Sürgü Kapı Sistemi / Sliding Door System - Has Soft Closing	Gri / Grey	1 Kapı / 1 Kit	8	400	-	-	-	
150-9750-1400	Alüminyum Üst Ray Profili / Aluminium Top Rail Profile	Pres / Uncoated	mt.	-	-	2,0	-	3,0	2 ad/pcs
150-9162-1410	Alüminyum Alt Klavuz Profili / Aluminium Bottom Slider Profile	Eloksal / Mat Anodized	mt.	-	-	-	-	3,0	20 ad/pcs
150-9765-1410	Alüminyum Alın Kapama / Aluminium Cover Front	Eloksal / Mat Anodized	mt.	-	-	2,0	-	3,0	2 ad/pcs

# DoorSlide 9720

120 KG ÇİFT YÖNE YAVAŞLATICILI SÜRGÜ KAPI SİSTEMİ • SLIDING DOOR SYSTEM - HAS SOFT CLOSING



## Bilgi / Information

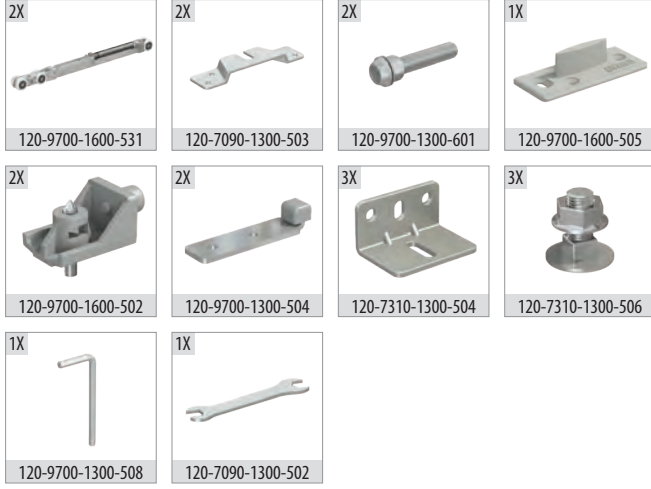
- Minimum kapı genişliği 830 mm olmalıdır.
- Min. Door width 830 mm

## Yavaşlatıcı Alternatifi / Soft Closer Alternative

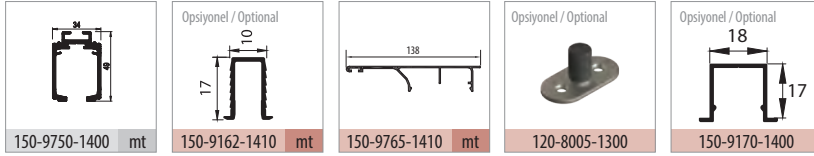
- Sistem üzerinde çift yöne yavaşlatıcı mevcuttur.
- The system has two way soft closing.



## 120-9720 1 Takım İçeriği / 1 Kit Includes



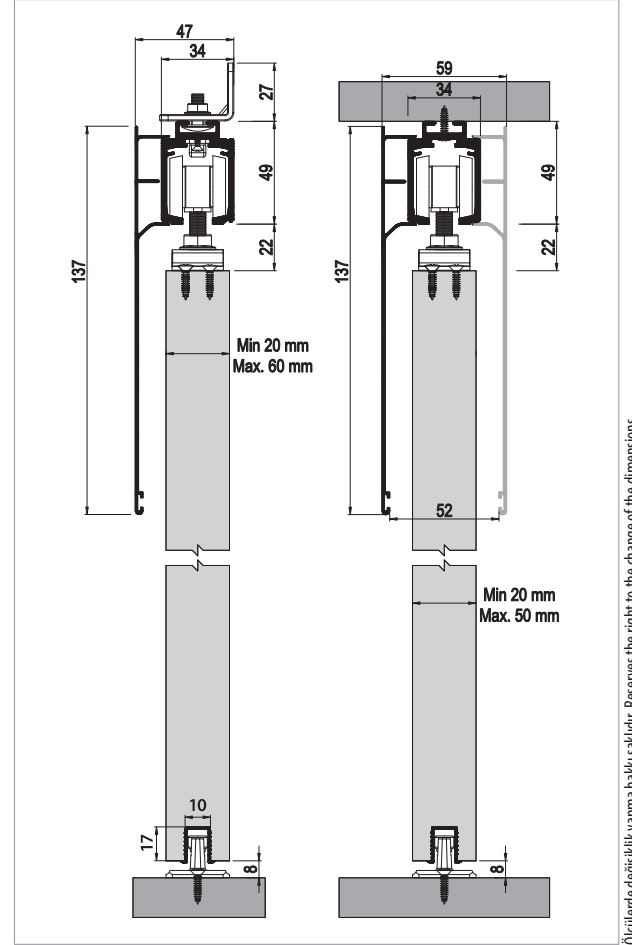
## Ray Profilleri / Rail Profiles



## Uygulama / Application



## Teknik Detay / Technical Detail



Ölçülerde değişiklik yapma hakkı saklıdır. Reserves the right to the change of the dimensions.

Kod / Code No	Açıklama / Description	Renk / Colour	Birim / Unit			Profil mt. / Profiles mt.	Bağ / Bnd.
120-9720-1600	120 Kg Yavaşlatıcılı Sürgü Kapı Sistemi / Sliding Door System - Has Soft Closing	Gri / Grey	1 Kapı / 1 Kit	8	400	- - -	-
150-9750-1400	Alüminyum Üst Ray Profili / Aluminium Top Rail Profile	Pres / Uncoated	mt.	-	-	2,0 - 3,0	2 ad/pcs
150-9162-1410	Alüminyum Alt Klavuz Profili / Aluminium Bottom Slider Profile	Eloksal / Mat Anodized	mt.	-	-	- - 3,0	20 ad/pcs
150-9765-1410	Alüminyum Alın Kapama / Aluminium Cover Front	Eloksal / Mat Anodized	mt.	-	-	2,0 - 3,0	2 ad/pcs

# DoorSlide 9725

120 KG ÇİFT YÖNE YAVAŞLATICILI SÜRGÜ KAPI SİSTEMİ - SLIDING DOOR SYSTEM - HAS SOFT CLOSING



## Bilgi / Information

- Minimum kapı genişliği 830 mm olmalıdır.
- Min. Door width 830 mm

## Yavaşlatıcı Alternatifi / Soft Closer Alternative

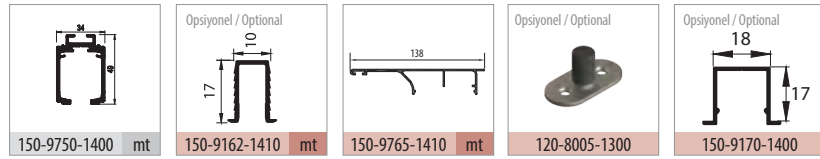
- Sistem üzerinde çift yöne yavaşlatıcı mevcuttur.
- The system has two way soft closing.



## 120-9725 1 Takım İçeriği / 1 Kit Includes



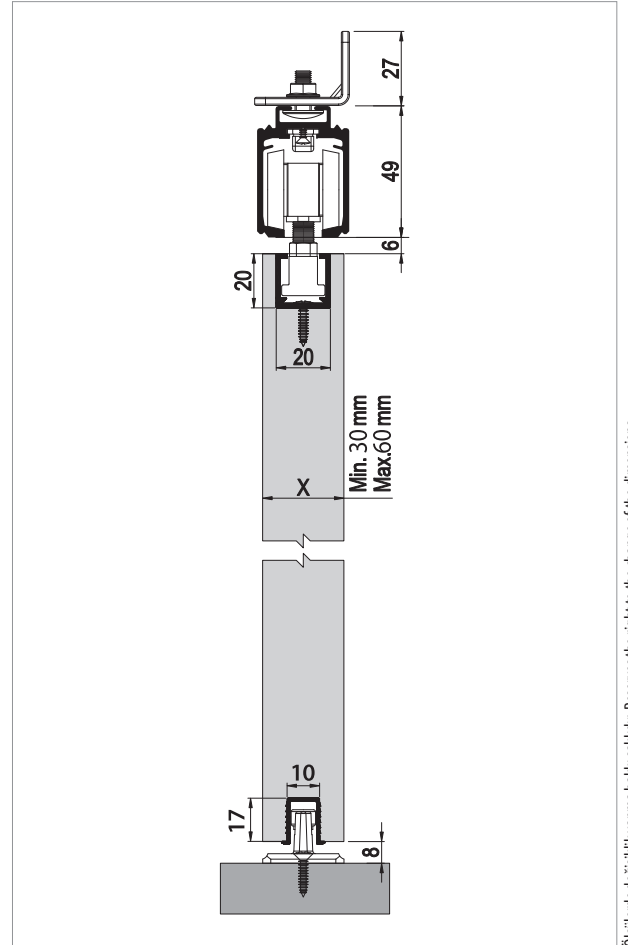
## Ray Profilleri / Rail Profiles



## Uygulama / Application



## Teknik Detay / Technical Detail



Ölçülerde değişiklik yapma hakkı saklıdır. Reserves the right to the change of the dimensions.

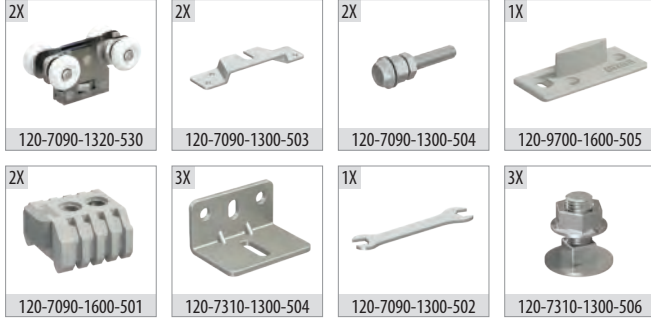
Kod / Code No	Açıklama / Description	Renk / Colour	Birim / Unit			Profil mt. / Profiles mt.	Bağ / Bnd.
120-9725-1600	120 Kg Yavaşlatıcılı Sürgü Kapi Sistemi / Sliding Door System - Has Soft Closing	Gri / Grey	1 Kapı / 1 Kit	8	400	- - -	-
150-9750-1400	Alüminyum Üst Ray Profili / Aluminium Top Rail Profile	Pres / Uncoated	mt.	-	-	2,0 - 3,0	2 ad/pcs
150-9162-1410	Alüminyum Üst Klavuz Profili / Aluminium Bottom Slider Profile	Eloksal / Mat Anodized	mt.	-	-	- - 3,0	20 ad/pcs
150-9765-1410	Alüminyum Alın Kapama / Aluminium Cover Front	Eloksal / Mat Anodized	mt.	-	-	2,0 - 3,0	2 ad/pcs

# DoorSlide 7090

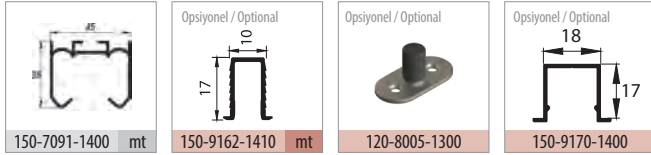
80 KG SÜRGÜLÜ KAPI SİSTEMİ • SLIDING DOOR SYSTEM



## 120-7090 1 Takım İçeriği / 1 Kit Includes



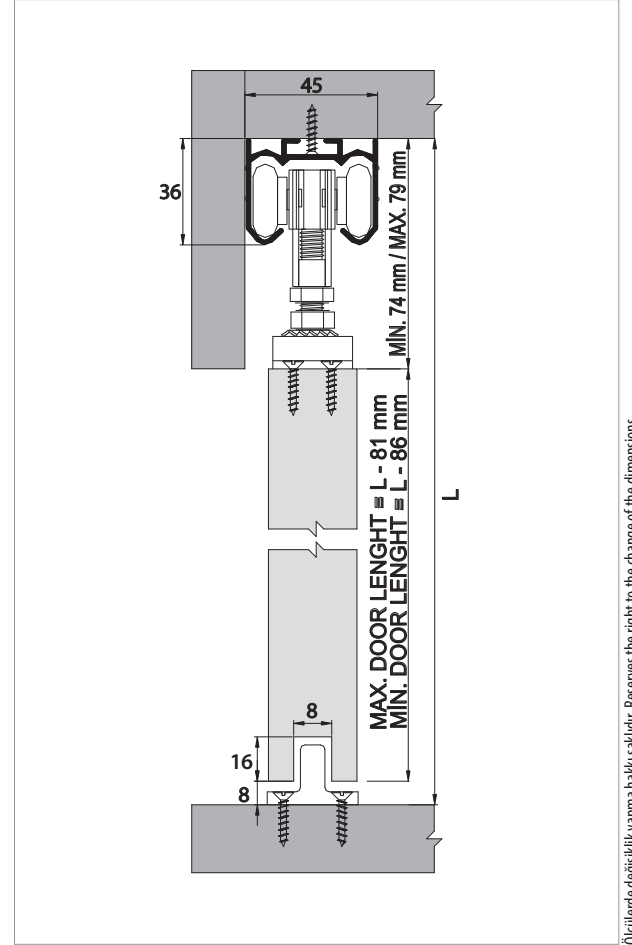
## Ray Profilleri / Rail Profiles



## Uygulama / Application



## Teknik Detay / Technical Detail



Ölçülerde değişiklik yapma hakkı saklıdır. Reserves the right to the change of the dimensions.

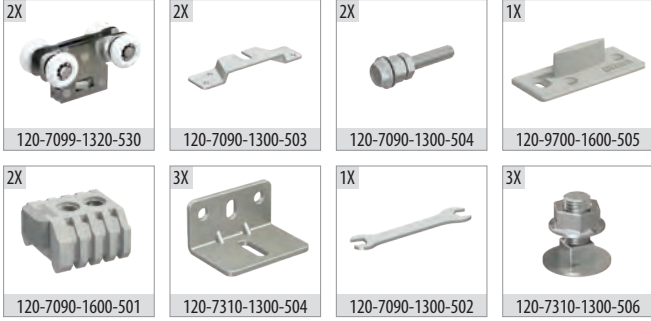
Kod / Code No	Açıklama / Description	Renk / Colour	Birim / Unit			Profil mt. / Profiles mt.			Bağ / Bnd.
120-7090-1320	80 Kg Sürgü Kapi Sistemi / Sliding Door System	Galvaniz / Galvanized	1 Kapı / 1 Kit	24	576	-	-	-	-
150-7091-1400	Alüminyum Üst Ray Profili / Aluminium Top Rail Profile	Pres / Uncoated	mt.	-	-	2,0	-	3,0	6 ad/pcs
150-9162-1410	Alüminyum Alt Klavuz Profili / Aluminium Bottom Slider Profile	Eloksal / Mat Anodized	mt.	-	-	-	-	3,0	20 ad/pcs

# DoorSlide 7099

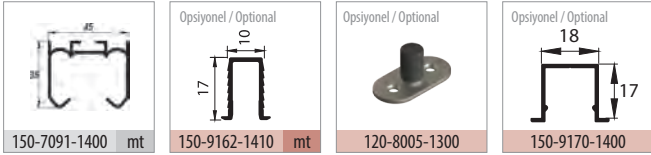
80 KG SÜRGÜLÜ KAPI SİSTEMİ RULMANLI • SLIDING DOOR SYSTEM HAS BALL BEARING



## 120-7099 1 Takım İçeriği / 1 Kit Includes



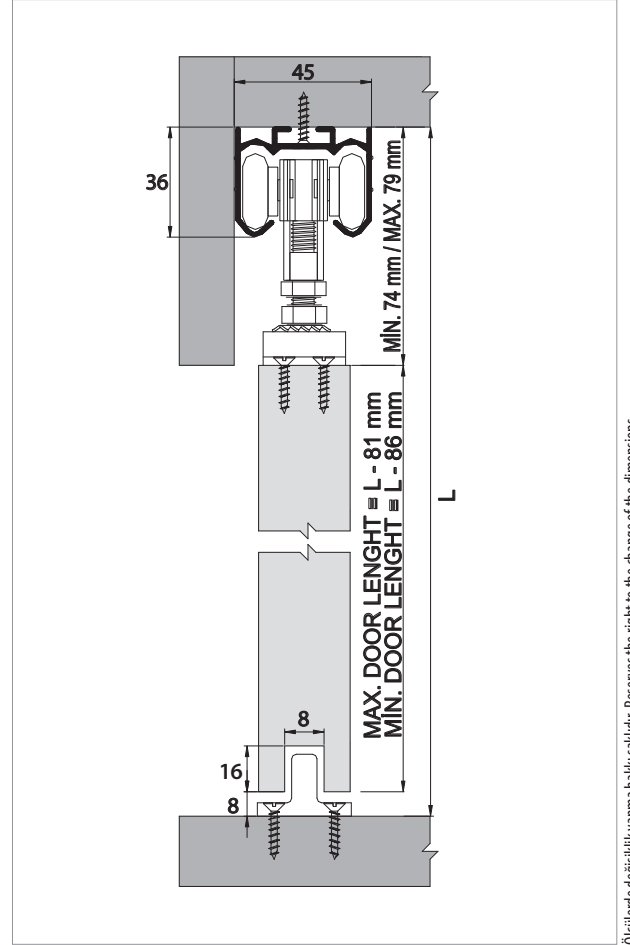
## Ray Profilleri / Rail Profiles



## Uygulama / Application



## Teknik Detay / Technical Detail



Ölçülerde değişiklik yapma hakkı saklıdır. Reserves the right to the change of the dimensions.

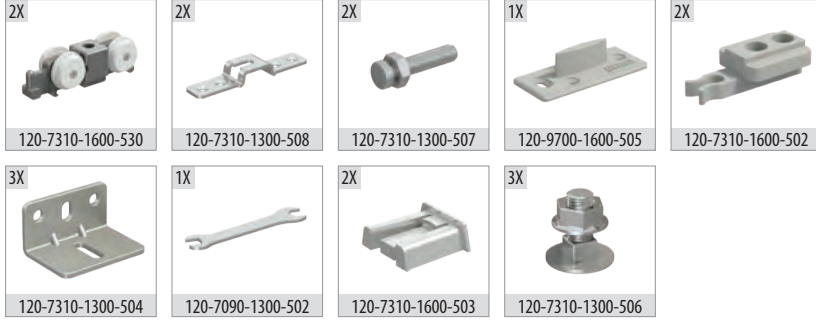
Kod / Code No	Açıklama / Description	Renk / Colour	Birim / Unit			Profil mt. / Profiles mt.	Bağ / Bnd.
120-7099-1320	80 Kg Sürgü Kapa Sistemi / Sliding Door System	Galvaniz / Galvanized	1 Kapı / 1 Kit	24	576	-	-
150-7091-1400	Alüminyum Üst Ray Profili / Aluminium Top Rail Profile	Pres / Uncoated	mt.	-	-	2,0	3,0
150-9162-1410	Alüminyum Alt Klavuz Profili / Aluminium Bottom Slider Profile	Eloksal / Mat Anodized	mt.	-	-	-	3,0

# DoorSlide 7310

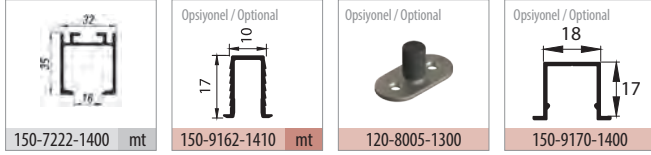
51 KG SÜRGÜLÜ KAPI SİSTEMİ • SLIDING DOOR SYSTEM



## 120-7310 1 Takım İçeriği / 1 Kit Includes



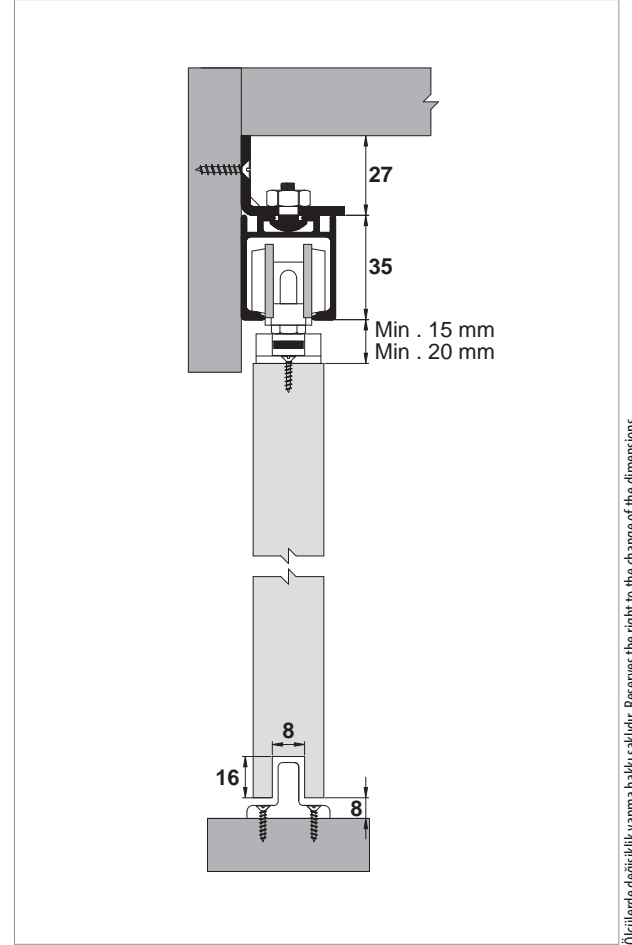
## Ray Profilleri / Rail Profiles



## Uygulama / Application



## Teknik Detay / Technical Detail



Ölçülerde değişiklik yapma hakkı saklıdır. Reserves the right to the change of the dimensions.

Kod / Code No	Açıklama / Description	Renk / Colour	Birim / Unit			Profil mt. / Profiles mt.			Bağ / Bnd.
120-7310-1600	51 Kg Sürgülü Kapı Sistemi / Sliding Door System	Gri / Grey	1 Kapı / 1 Kit	24	768	-	-	-	-
150-7222-1400	Alüminyum Üst Ray Profili / Aluminium Top Rail Profile	Pres/ Uncoated	mt.	-	-	2,0	-	3,0	6 ad/pcs
150-9162-1410	Alüminyum Alt Klavuz Profili / Aluminium Bottom Slider Profile	Eloksal / Mat Anodized	mt.	-	-	-	-	3,0	20 ad/pcs



# DoorSlide 7340

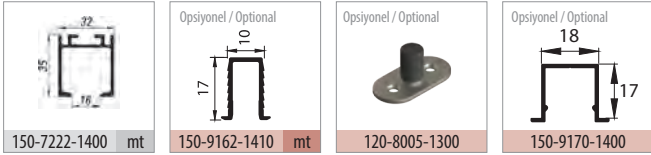
60 KG SÜRGÜLÜ KAPI SİSTEMİ - SLIDING DOOR SYSTEM



## 120-7340 1 Takım İçeriği / 1 Kit Includes



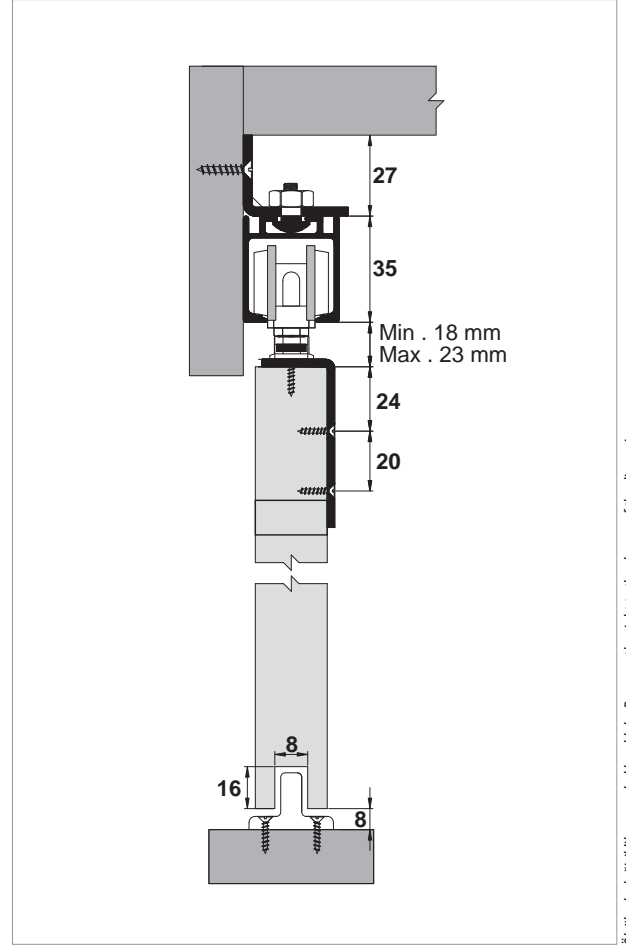
## Ray Profilleri / Rail Profiles



## Uygulama / Application



## Teknik Detay / Technical Detail



Ölçülerde değişiklik yapma hakkı saklıdır. Reserves the right to the change of the dimensions.

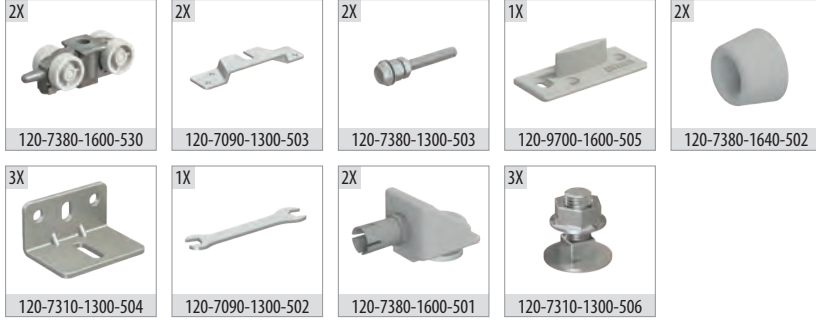
Kod / Code No	Açıklama / Description	Renk / Colour	Birim / Unit			Profil mt. / Profiles mt.	Bağ / Bnd.		
120-7340-1300	60 Kg Sürgü Kapa Sistemi / Sliding Door System	Gri / Grey	1 Kapa / 1 Kit	24	768	-	-	-	
150-7222-1400	Alüminyum Üst Ray Profili / Aluminium Top Rail Profile	Pres / Uncoated	mt.	-	-	2,0	-	3,0	6 ad/pcs
150-9162-1410	Alüminyum Alt Klavuz Profili / Aluminium Bottom Slider Profile	Eloksal / Mat Anodized	mt.	-	-	-	-	3,0	20 ad/pcs

# DoorSlide 7380

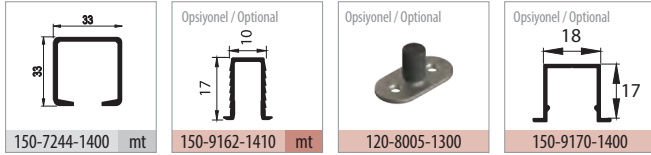
80 KG SÜRGÜLÜ KAPI SİSTEMİ RULMANLI • SLIDING DOOR SYSTEM HAS BALL BEARING



## 120-7380 1 Takım İçeriği / 1 Kit Includes



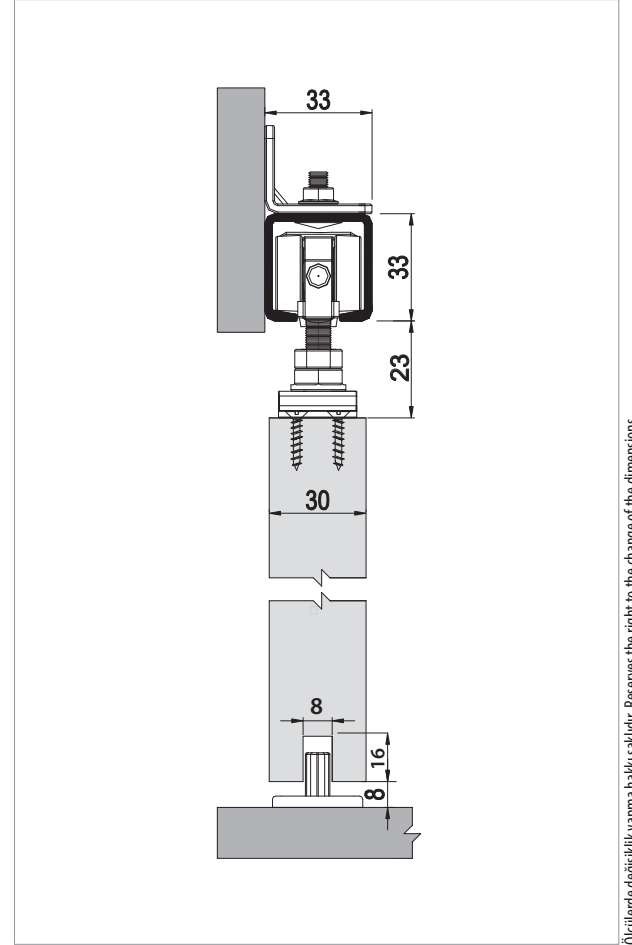
## Ray Profilleri / Rail Profiles



## Uygulama / Application



## Teknik Detay / Technical Detail



Ölçülerde değişiklik yapma hakkı saklıdır. Reserves the right to the change of the dimensions.

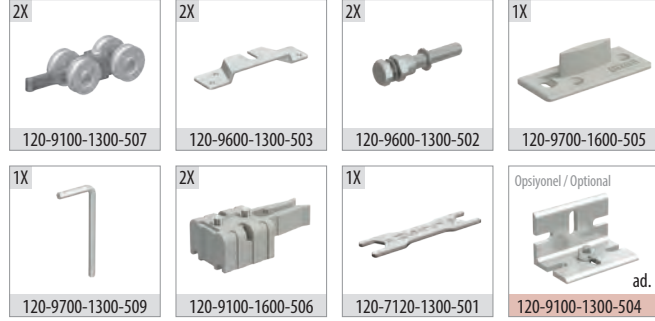
Kod / Code No	Açıklama / Description	Renk / Colour	Birim / Unit			Profil mt. / Profiles mt.			Bağ / Bnd.
120-7380-1600	80 Kg Sürgülü Kapı Sistemi / Sliding Door System	Gri / Grey	1 Kapı / 1 Kit	24	768	-	-	-	-
150-7244-1400	Alüminyum Üst Ray Profili / Aluminium Top Rail Profile	Pres / Uncoated	mt.	-	-	2,0	-	3,0	6 ad/pcs
150-9162-1410	Alüminyum Alt Klavuz Profili / Aluminium Bottom Slider Profile	Eloksal / Mat Anodized	mt.	-	-	-	-	3,0	20 ad/pcs

# DoorSlide 9600

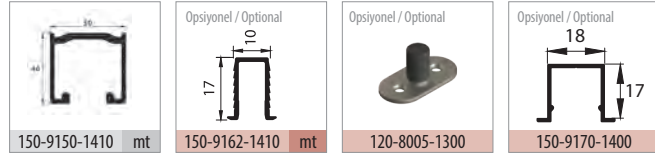
160 KG SÜRGÜLÜ KAPI SİSTEMİ • SLIDING DOOR SYSTEM



## 120-9600 1 Takım İçeriği / 1 Kit Includes



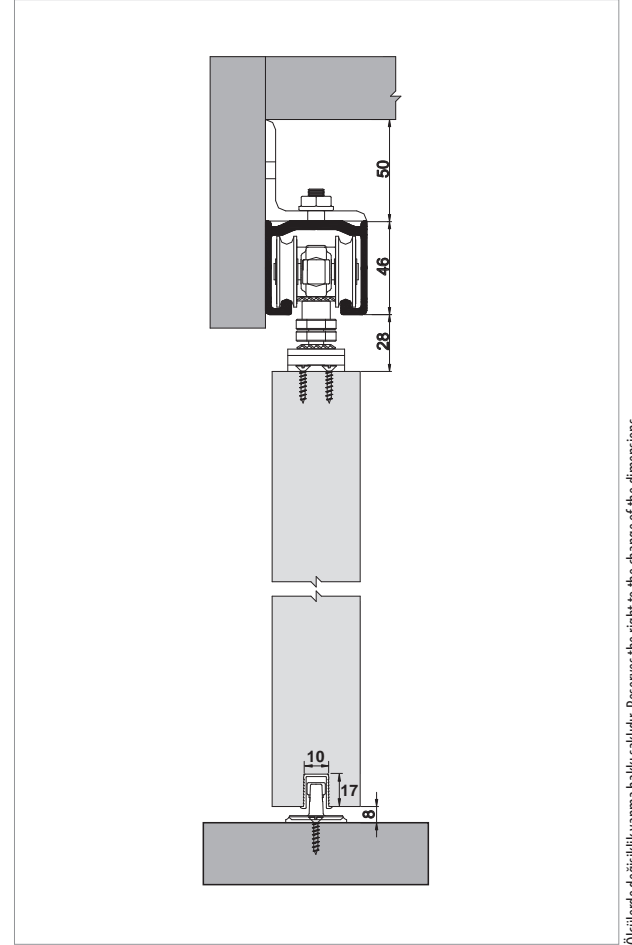
## Ray Profilleri / Rail Profiles



## Uygulama / Application



## Teknik Detay / Technical Detail



Ölçülerde değişiklik yapma hakkı saklıdır. Reserves the right to the change of the dimensions.

Kod / Code No	Açıklama / Description	Renk / Colour	Birim / Unit			Profil mt. / Profiles mt.			Bağ / Bnd.
120-9600-1300	160 Kg Sürgü Kapi Sistemi / Sliding Door System	Gri / Grey	1 Kapi / 1 Kit	16	512	-	-	-	-
120-9100-1300-504	Askı Aparatı / Hanger Parts	Galvaniz / Galvanized	1 Adet / 1 Pcs	50	2.400	-	-	-	-
150-9150-1410	Alüminyum Üst Ray Profili / Aluminium Top Rail Profile	Eloksal / Mat Anodized	mt.	-	-	2,0	-	3,0	2 ad/pcs
150-9162-1410	Alüminyum Alt Klavuz Profili / Aluminium Bottom Slider Profile	Eloksal / Mat Anodized	mt.	-	-	-	-	3,0	20 ad/pcs

# DoorSlide 9100

250 KG SÜRGÜLÜ KAPI SİSTEMİ • SLIDING DOOR SYSTEM



## Bilgi / Information

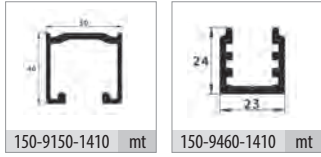
- Minimum kapı panel kalınlığı 40 mm. olmalıdır.
- Door panel's thickness should be minimum 40 mm.



## 120-9100 1 Takım İçeriği / 1 Kit Includes



## Ray Profilleri / Rail Profiles



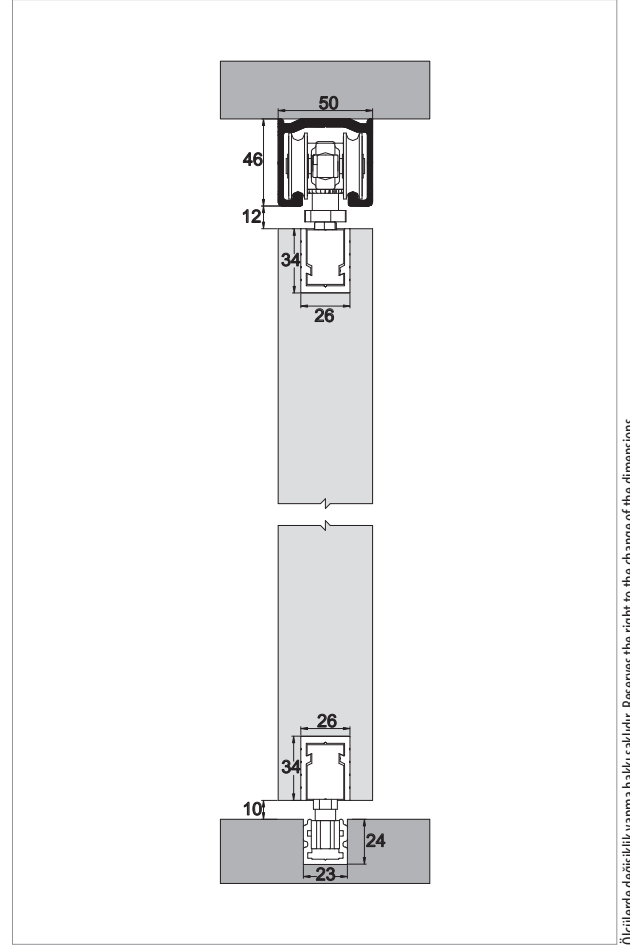
## Opsiyonel Aksesuar / Optional Accessories



## Uygulama / Application



## Teknik Detay / Technical Detail



Ölçülerde değişiklik yapma hakkı saklıdır. Reserves the right to the change of the dimensions.

Kod / Code No	Açıklama / Description	Renk / Colour	Birim / Unit			Profil mt. / Profiles mt.	Bağ / Bnd.
120-9100-1300	250 Kg Sürgü Kapı Sistemi / Sliding Door System	Grİ / Grey	1 Kapı / 1 Kit	12	360	- - -	-
120-9100-1300-504	Askı Aparatı / Hanger Parts	Galvaniz / Galvanized	1 Adet / 1 Pcs	50	2.400	- - -	-
150-9150-1410	Alüminyum Üst Ray Profili / Aluminium Top Rail Profile	Eloksal / Mat Anodized	mt.	-	-	2,0 - 3,0	2 ad/pcs
150-9460-1410	Alüminyum Alt Ray Profili / Aluminium Bottom Rail Profile	Eloksal / Mat Anodized	mt.	-	-	2,0 - 3,0	8 ad/pcs

# DoorSlide 9200

250 KG SÜRGÜLÜ KAPI SİSTEMİ • SLIDING DOOR SYSTEM

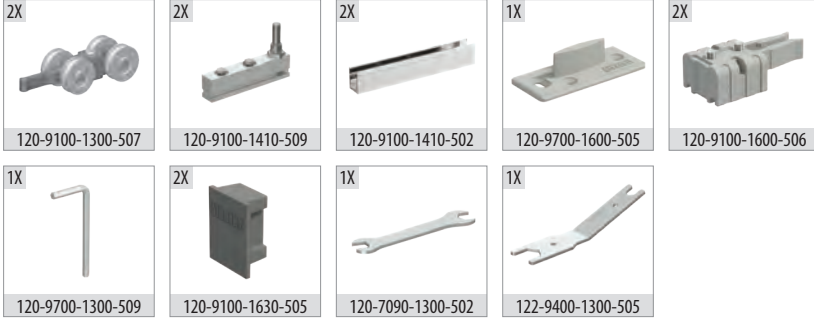


## Bilgi / Information

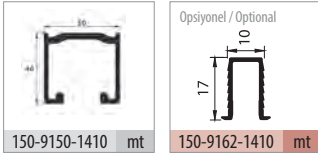
- Minimum kapı panel kalınlığı 40 mm. olmalıdır.
- Door panel's thickness should be minimum 40 mm.



## 120-9200 1 Takım İçeriği / 1 Kit Includes



## Ray Profilleri / Rail Profiles



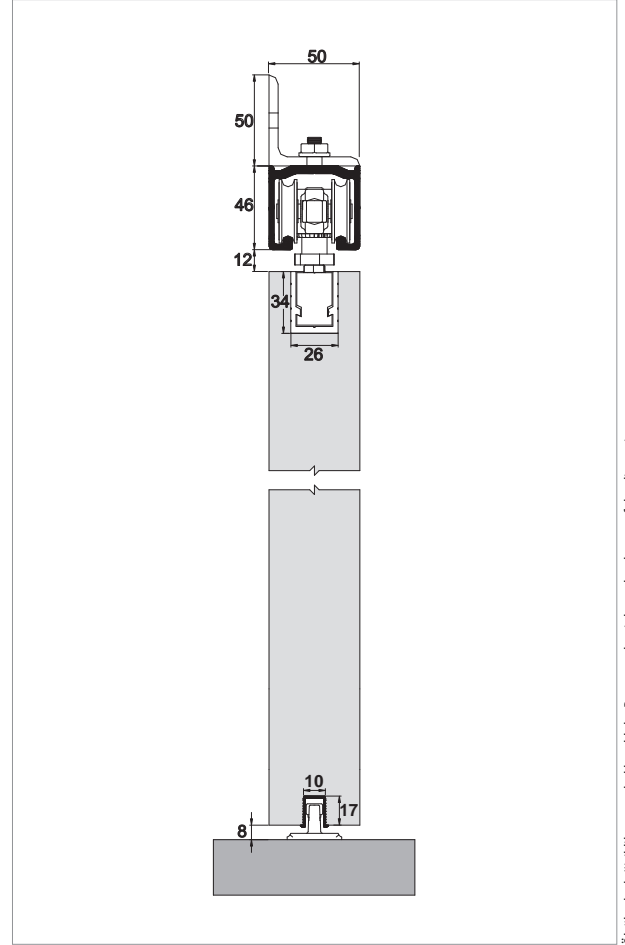
## Opsiyonel Aksesuar / Optional Accessories



## Uygulama / Application



## Teknik Detay / Technical Detail



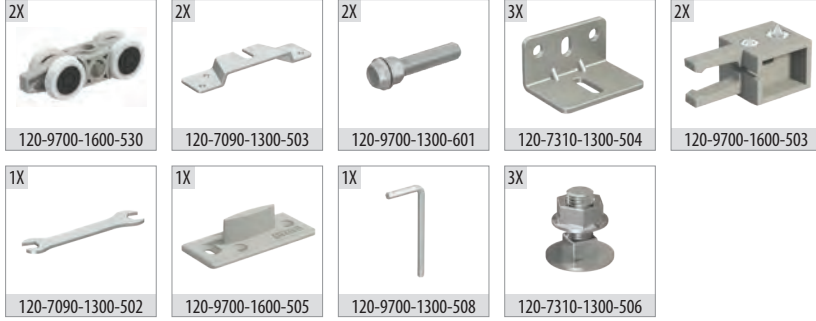
Kod / Code No	Açıklama / Description	Renk / Colour	Birim / Unit			Profil mt. / Profiles mt.	Bağ / Bnd.
120-9200-1300	250 Kg Sürgülü Kapı Sistemi / Sliding Door System	Gri / Grey	1 Kapı / 1 Kit	12	360	- - -	-
120-9100-1300-504	Askı Aparatı / Hanger Parts	Galvaniz / Galvanized	1 Adet / 1 Pcs	50	2.400	- - -	-
150-9150-1410	Alüminyum Üst Ray Profili / Aluminium Top Rail Profile	Eloksal / Mat Anodized	mt.	-	-	2,0 - 3,0	2 ad/pcs
150-9162-1410	Alüminyum Alt Klavuz Profili / Aluminium Bottom Slider Profile	Eloksal / Mat Anodized	mt.	-	-	- - 3,0	20 ad/pcs

# DoorSlide 9700

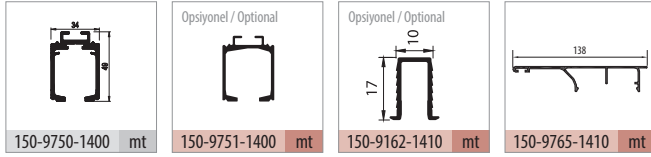
120 KG SÜRGÜLÜ KAPI SİSTEMİ • SLIDING DOOR SYSTEM



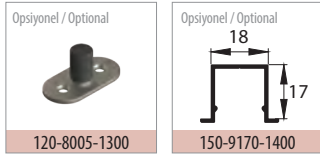
## 120-9700 1 Takım İçeriği / 1 Kit Includes



## Ray Profilleri / Rail Profiles



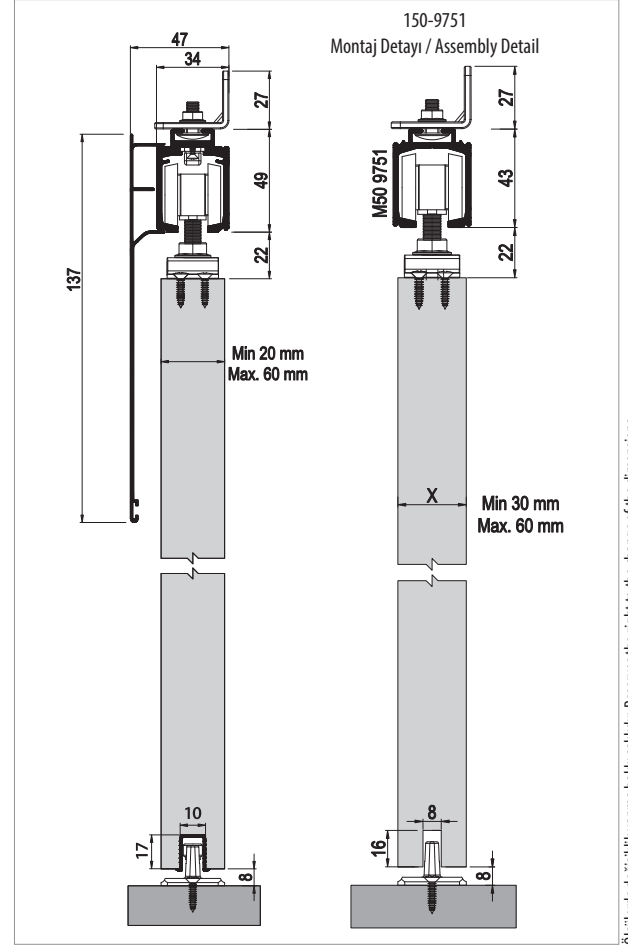
## Opsiyonel Aksesuar / Optional Accessories



## Uygulama / Application



## Teknik Detay / Technical Detail



Ölçülerde değişiklik yapma hakkı saklıdır. Reserves the right to the change of the dimensions.

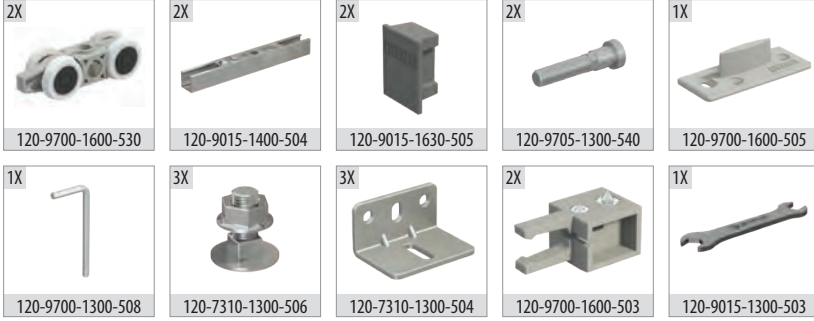
Kod / Code No	Açıklama / Description	Renk / Colour	Birim / Unit			Profil mt. / Profiles mt.			Bağ / Bnd.
120-9700-1600	120 Kg Sürgü Kapı Sistemi / Sliding Door System	Gri / Grey	1 Kapı / 1 Kit	24	576	-	-	-	-
150-9750-1400	Alüminyum Üst Ray Profili / Aluminium Top Rail Profile	Pres / Uncoated	mt.	-	-	2,0	-	3,0	2 ad/pcs
150-9751-1400	Alüminyum Üst Ray Profili / Aluminium Top Rail Profile	Pres / Uncoated	mt.	-	-	2,0	-	3,0	2 ad/pcs
150-9162-1410	Alüminyum Alt Klavuz Profili / Aluminium Bottom Slider Profile	Eloksal / Mat Anodized	mt.	-	-	-	-	3,0	20 ad/pcs
150-9765-1410	Alüminyum Alın Kapama / Aluminium Cover Front	Eloksal / Mat Anodized	mt.	-	-	2,0	-	3,0	2 ad/pcs

# DoorSlide 9705

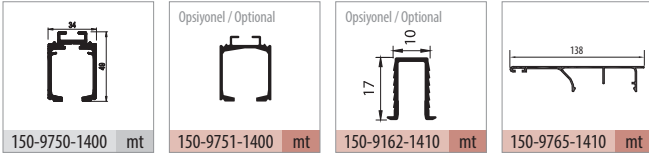
120 KG SÜRGÜLÜ KAPI SİSTEMİ • SLIDING DOOR SYSTEM



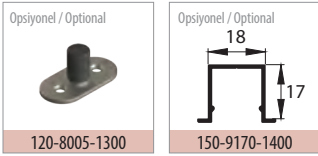
## 120-9705 1 Takım İçeriği / 1 Kit Includes



## Ray Profilleri / Rail Profiles



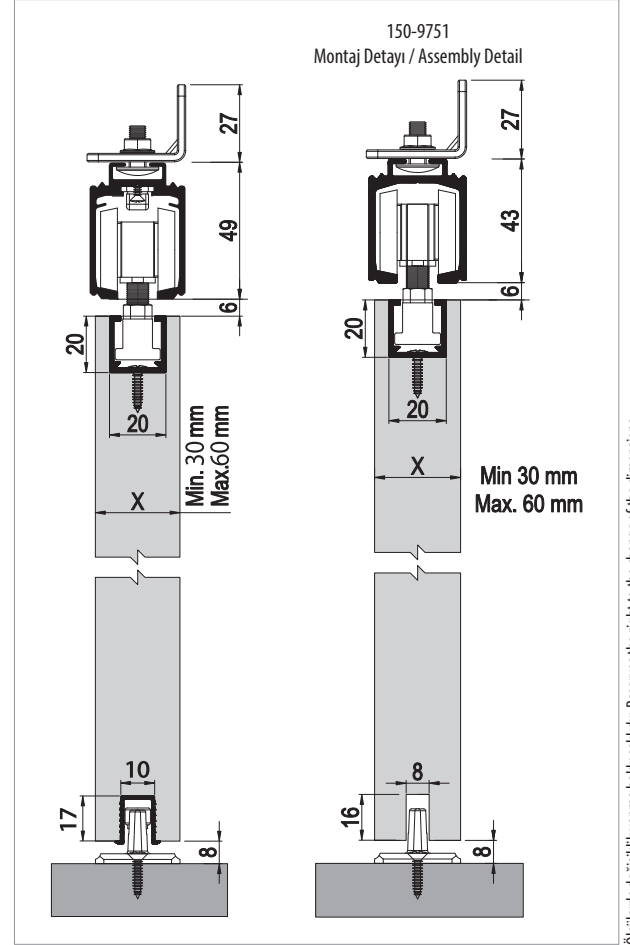
## Opsiyonel Aksesuar / Optional Accessories



## Uygulama / Application



## Teknik Detay / Technical Detail



Ölçülerde değişiklik yapma hakkı saklıdır. Reserves the right to the change of the dimensions.

Kod / Code No	Açıklama / Description	Renk / Colour	Birim / Unit			Profil mt. / Profiles mt.	Bağ / Bnd.
120-9705-1600	120 Kg Sürgülü Kapı Sistemi / Sliding Door System	Gri / Grey	1 Kapı / 1 Kit	24	576	- - -	-
150-9750-1400	Alüminyum Üst Ray Profili / Aluminium Top Rail Profile	Pres / Uncoated	mt.	-	-	2,0 - 3,0	2 ad/pcs
150-9751-1400	Alüminyum Üst Ray Profili / Aluminium Top Rail Profile	Pres / Uncoated	mt.	-	-	2,0 - 3,0	2 ad/pcs
150-9162-1410	Alüminyum Alt Klavuz Profili / Aluminium Bottom Slider Profile	Eloksal / Mat Anodized	mt.	-	-	- - 3,0	20 ad/pcs
150-9765-1410	Alüminyum Alın Kapama / Aluminium Cover Front	Eloksal / Mat Anodized	mt.	-	-	2,0 - 3,0	2 ad/pcs

# DoorSlide 7120

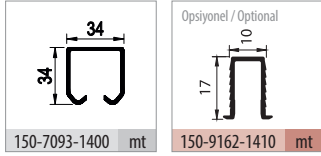
120 KG SÜRGÜLÜ KAPI SİSTEMİ • SLIDING DOOR SYSTEM



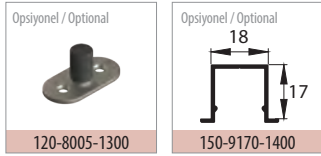
## 120-7120 1 Takım İçeriği / 1 Kit Includes



## Ray Profilleri / Rail Profiles



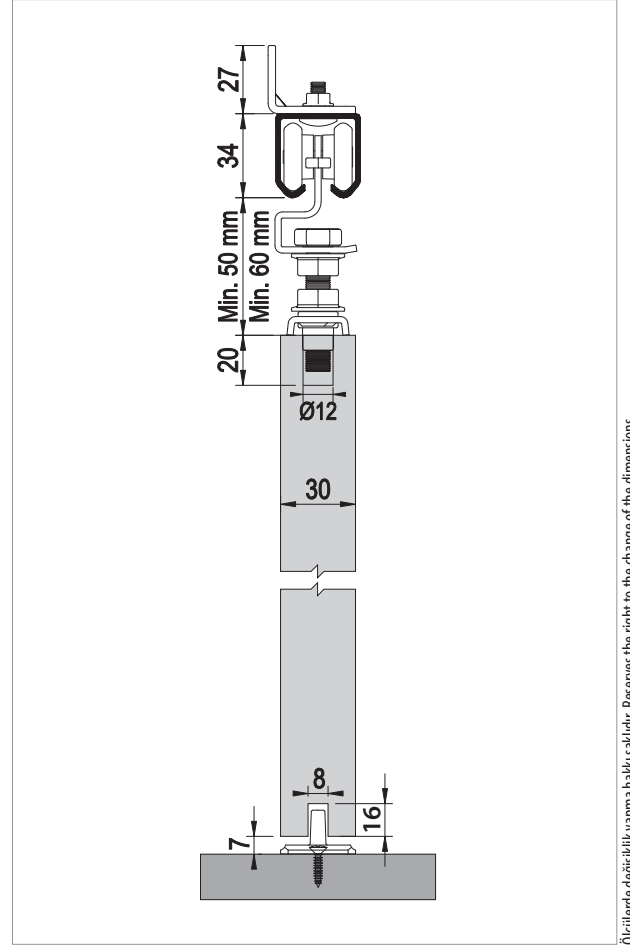
## Opsiyonel Aksesuar / Optional Accessories



## Uygulama / Application



## Teknik Detay / Technical Detail



Ölçülerde değişiklik yapma hakkı saklıdır. Reserves the right to the change of the dimensions.

Kod / Code No	Açıklama / Description	Renk / Colour	Birim / Unit			Profil mt. / Profiles mt.			Bağ / Bnd.
120-7120-1300	120 Kg Sürgü Kapı Sistemi / Sliding Door System	Gri / Grey	1 Kapı / 1 Kit	24	576	-	-	-	-
150-7093-1400	Alüminyum Üst Ray Profili / Aluminium Top Rail Profile	Pres / Uncoated	mt.	-	-	2,0	-	3,0	6 ad/pcs
150-9162-1410	Alüminyum Alt Klavuz Profili / Aluminium Bottom Slider Profile	Eloksal / Mat Anodized	mt.	-	-	-	-	3,0	20 ad/pcs





## DoorSlide 9015

AYARLI ÇİFT YÖNE YAVAŞLATICILI SÜRME KAPI SİSTEMİ • SLIDING DOOR SYSTEM - TWO WAY SOFT CLOSING

[albaturas.com](http://albaturas.com)