

# DoorSync<sup>®</sup> Glass

## Cam Senkronize Sürme Kapı Serisi

Funicular Glass Door Series


# 124

Group 124

# DoorSync<sup>®</sup> Glass

**Cam Senkronize Sürme Kapı Serisi**

Funicular Glass Door Series




Bu serideki tüm ürünleri incelemek için QR kodu okutabilirsiniz.

You can search the QR code to see all the products in these series.

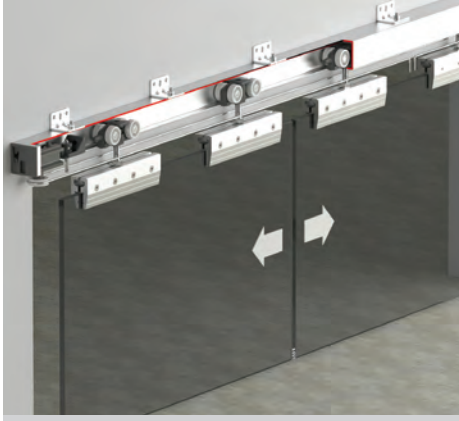
# DoorSync Glass

CAM SENKRONİZE SÜRME KAPI SERİSİ • FUNICULAR GLASS DOOR SERIES


Group **124**




DoorSync **9935**



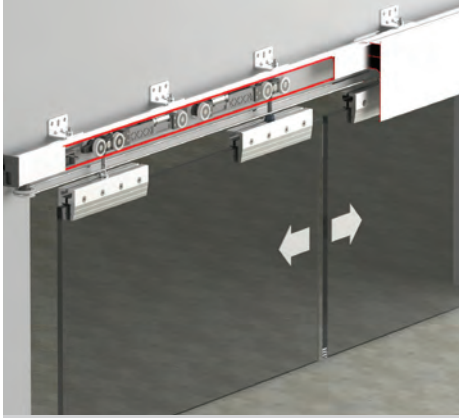
DoorSync **9940**










DoorSync **9950**



DoorSync **9951**

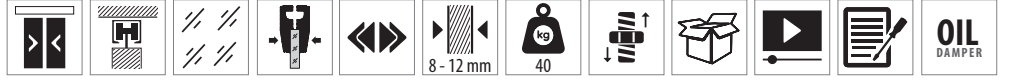



DoorSync **9960**



# DoorSync 9935

40 KG ÇİFT YÖNE YAVAŞLATICILI HALATLI SÜRME CAM KAPI SİSTEMİ • FUNICULAR SLIDING GLASS DOOR SYSTEM



## Bilgi / Information

- Minimum kapı genişliği 550 mm olmalıdır.
- Min. Door width 550 mm

## Yavaşlatıcı Alternatifi / Soft Closer Alternative

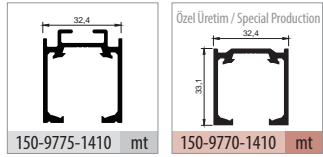
- Sistem üzerinde çift yöne yavaşlatıcı mevcuttur.
- The system has two way soft closing.



## 124-9935 1 Takım İçeriği / 1 Kit Includes



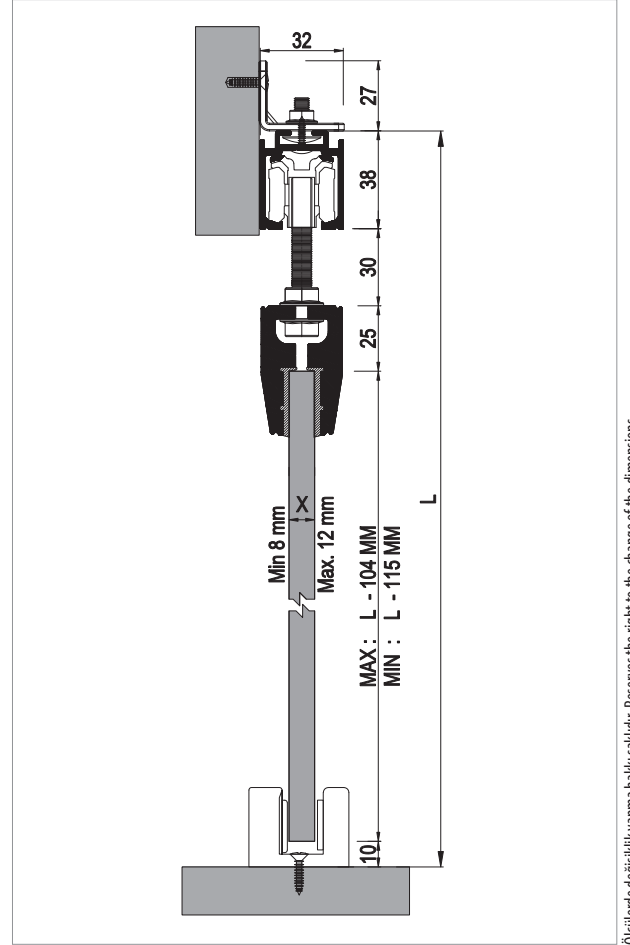
## Ray Profilleri / Rail Profiles



## Uygulama / Application



## Teknik Detay / Technical Detail

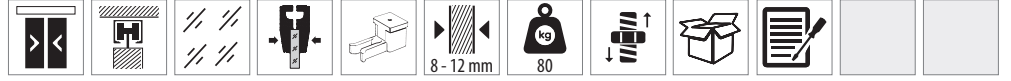



Ölçülerde değişiklik yapma hakkı saklıdır. Reserves the right to the change of the dimensions.


Kod / Code No	Açıklama / Description	Renk / Colour	Birim / Unit			Profil mt. / Profiles mt.	Bağ / Bnd.
124-9935-1200	40 Kg Yavaşlatıcılı Sürgü Cam Kapı Sistemi / Sliding Glass Door System Has Soft Closing	Gri / Grey	2 Kapı / 1 Set	1	100	-	-
150-9775-1410	Alüminyum Üst Ray Profili / Aluminium Top Rail Profile	Eloksal / Mat Anodized	mt.	-	-	-	6,0 6 ad/pcs

# DoorSync 9940

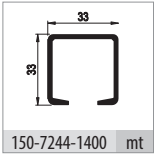
80 KG HALATLI SÜRGÜ CAM KAPI SİSTEMİ • FUNICULAR SLIDING GLASS DOOR SYSTEM



## 124-9940 1 Set İçeriği / 1 Set Includes



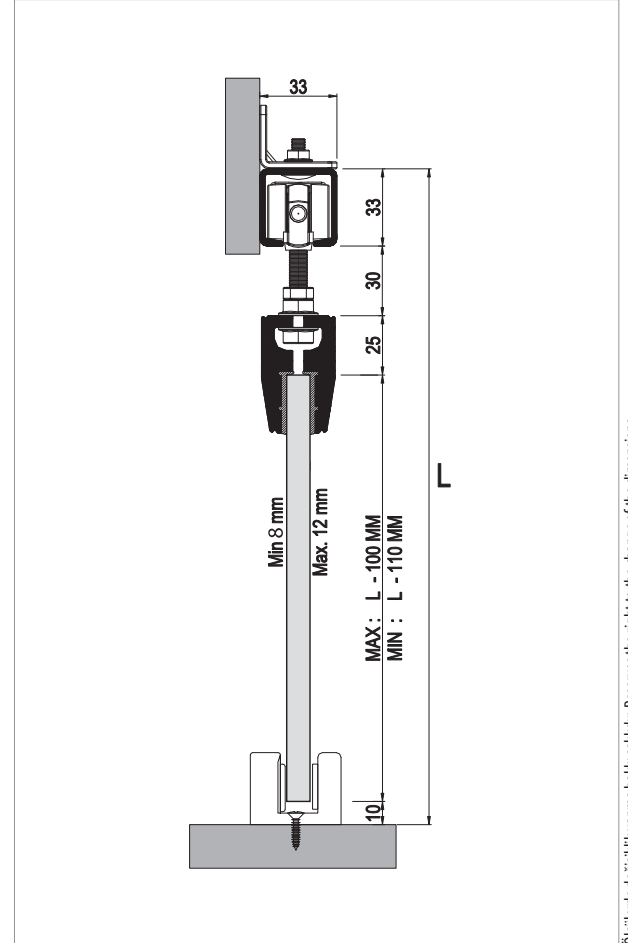
## Ray Profilleri / Rail Profiles



## Uygulama / Application



## Teknik Detay / Technical Detail

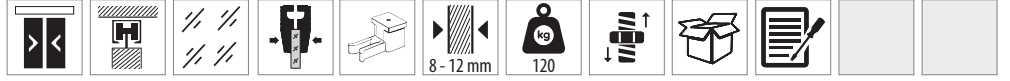



Ölçülerde değişiklik yapma hakkı saklıdır. Reserves the right to the change of the dimensions.

Kod / Code No	Açıklama / Description	Renk / Colour	Birim / Unit			Profil mt. / Profiles mt.			Bağ / Bnd.
124-9940-1200	80 Kg Senkronize Cam Kapı Sistemi / Funicular Glass Door System	Gri / Grey	2 Kapı / 1 Set	1	100	-	-	-	-
150-7244-1400	Alüminyum Üst Ray Profili / Aluminium Top Rail Profile	Pres / Uncoated	mt	-	-	3,0	4,0	6,0	6 ad/pcs

# DoorSync 9950

120 KG HALATLI SÜRGÜ CAM KAPI SİSTEMİ • FUNICULAR SLIDING GLASS DOOR SYSTEM



## Bilgi / Information

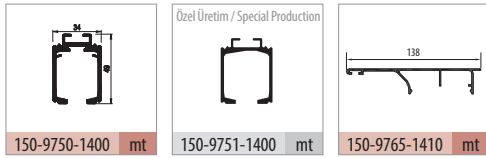
- Minimum kapı genişliği 400 mm olmalıdır.
- Min. Door width 400 mm



## 124-9950 1 Set İçeriği / 1 Set Includes



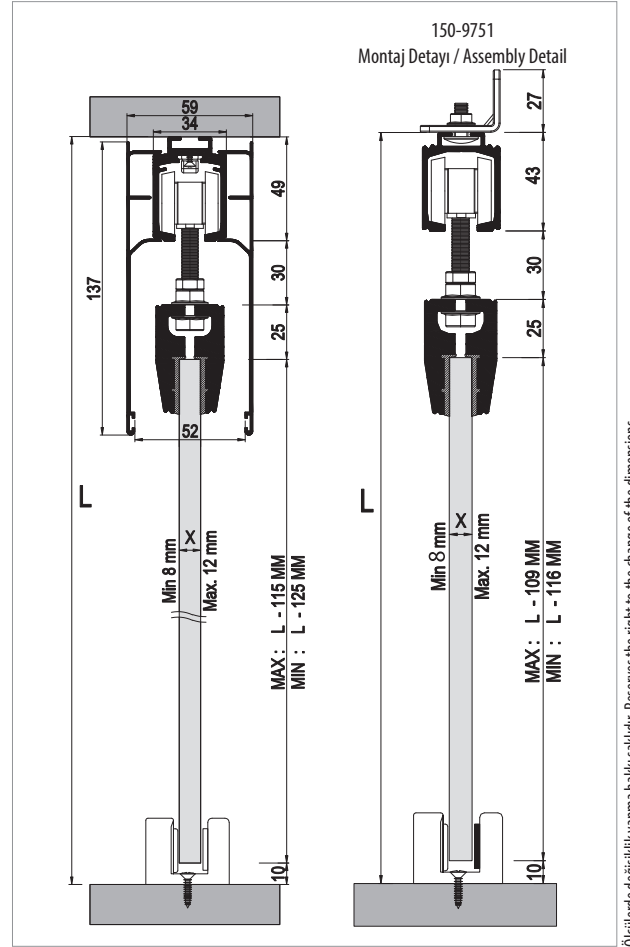
## Ray Profilleri / Rail Profiles



## Uygulama / Application



## Teknik Detay / Technical Detail



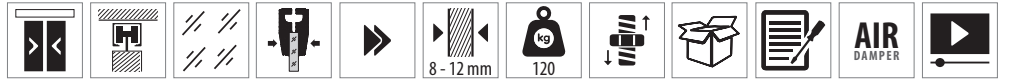

Ölçülerde değişiklik yapma hakkı saklıdır. Reserves the right to the change of the dimensions.

Kod / Code No	Açıklama / Description	Renk / Colour	Birim / Unit			Profil mt. / Profiles mt.	Bağ / Bnd.
124-9950-1200	120 Kg Senkronize Cam Kapı Sistemi / Funicular Glass Door System	Gri / Grey	2 Kapı / 1 Set	1	100	-	-
150-9750-1400	Alüminyum Üst Ray Profili / Aluminium Top Rail Profile	Pres / Uncoated	mt	-	-	3,0 4,0 6,0	2 ad/pcs
150-9751-1400	Alüminyum Üst Ray Profili / Aluminium Top Rail Profile	Pres / Uncoated	mt	-	-	3,0 4,0 6,0	2 ad/pcs
150-9765-1410	Alüminyum Alın Kapama / Aluminium Cover Front	Eloksal / Mat Anodized	mt	-	-	3,0 4,0 6,0	2 ad/pcs

# DoorSync 9951

120 KG HALATLI TEK YÖNE YAVAŞLATICILI SÜRGÜ CAM KAPI SİSTEMİ • FUNICULAR SLIDING GLASS DOOR SYSTEM

9950 SFT



## Bilgi / Information

- Minimum kapı genişliği 600 mm olmalıdır.
- Min. Door width 600 mm

## Yavaşlatıcı Alternatifi / Soft Closer Alternative

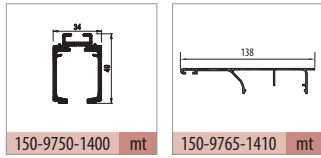
- Sistem üzerinde tek yöne yavaşlatıcı mevcuttur.
- The system has one way soft closing.



## 124-9951 1 Set İçeriği / 1 Set Includes



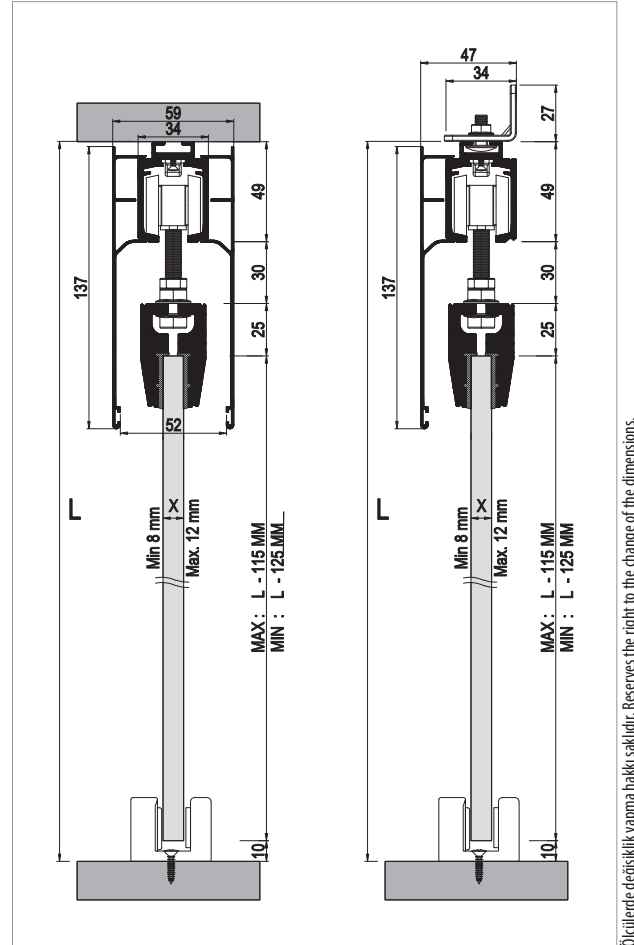
## Ray Profilleri / Rail Profiles



## Uygulama / Application



## Teknik Detay / Technical Detail

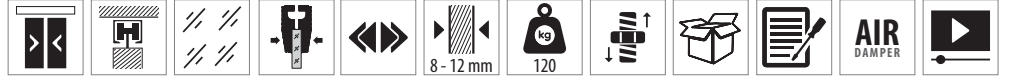



Ölçülerde değişiklik yapma hakkı saklıdır. Reserves the right to the change of the dimensions.

Kod / Code No	Açıklama / Description	Renk / Colour	Birim / Unit			Profil mt. / Profiles mt.			Bağ / Bnd.
124-9951-1200	120 Kg Yavaşlatıcılı Senkronize Cam Kapi Sistemi / Funicular Glass Door System	Gri / Grey	2 Kapı / 1 Set	1	100	-	-	-	-
150-9750-1400	Alüminyum Üst Ray Profili / Aluminium Top Rail Profile	Pres / Uncoated	mt	-	-	3,0	4,0	6,0	2 ad/pcs
150-9765-1410	Alüminyum Alın Kapama / Aluminium Cover Front	Eloksal / Mat Anodized	mt	-	-	3,0	4,0	6,0	2 ad/pcs

# DoorSync 9960

120 KG ÇİFT YÖNE YAVAŞLATICILI HALATLI SÜRGÜ CAM KAPI SİSTEMİ • FUNICULAR SLIDING GLASS DOOR SYSTEM - HAS SOFT CLOSING



## Bilgi / Information

- Minimum kapı genişliği 900 mm olmalıdır.
- Min. Door width 900 mm

## Yavaşlatıcı Alternatifi / Soft Closer Alternative

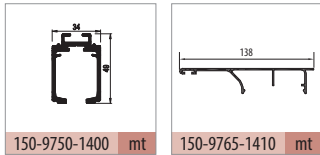
- Sistem üzerinde çift yöne yavaşlatıcı mevcuttur.
- The system has two way soft closing.



## 124-9960 1 Set İçeriği / 1 Set Includes



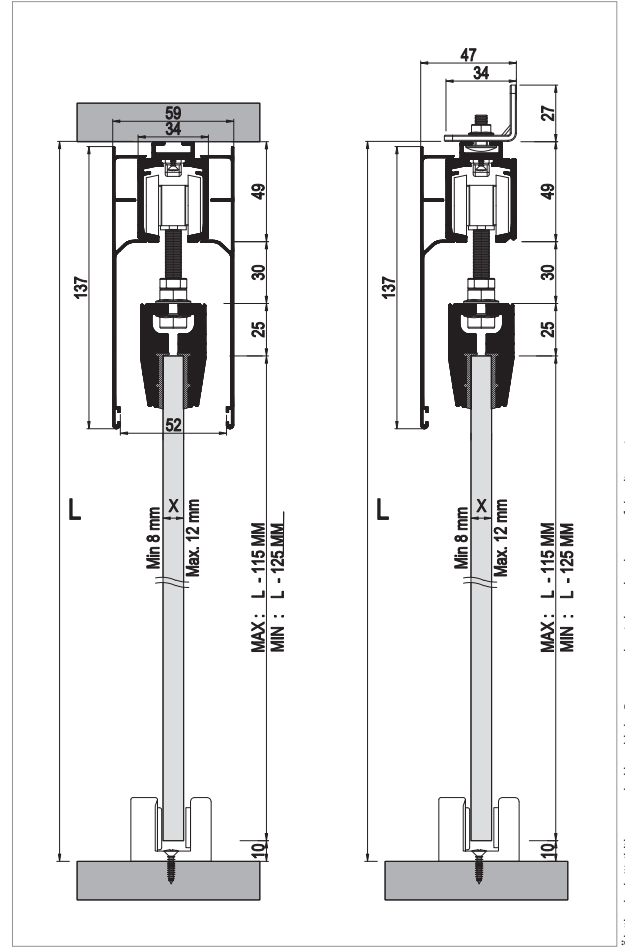
## Ray Profilleri / Rail Profiles



## Uygulama / Application



## Teknik Detay / Technical Detail



Kod / Code No	Açıklama / Description	Renk / Colour	Birim / Unit			Profil mt. / Profiles mt.			Bağ / Bnd.
124-9960-1200	120 Kg Yavaşlatıcılı Senkronize Cam Kapi Sistemi / Funicular Glass Door System	Gri / Grey	2 Kapı / 1 Set	1	100	-	-	-	-
150-9750-1400	Alüminyum Üst Ray Profili / Aluminium Top Rail Profile	Pres / Uncoated	mt	-	-	3,0	4,0	6,0	2 ad/pcs
150-9765-1410	Alüminyum Alın Kapama / Aluminium Cover Front	Eloksal / Mat Anodized	mt	-	-	3,0	4,0	6,0	2 ad/pcs





## DoorSync 9960

ÇİFT YÖNE YAVAŞLATICILI HALATLI SÜRGÜ CAM KAPI SİSTEMİ • FUNICULAR SLIDING GLASS DOOR SYSTEM - HAS SOFT CLOSING

[albaturas.com](http://albaturas.com)